



Under the Home

*Second Grade World History
Coloring Pages, Copywork, and Writing*

Ancient Man by Hendrik Van Loom

Learn from the Masters

TABLE OF CONTENTS

Chapter 1: *Prehistoric Man* 3

Chapter 2: *The World Grows Cold*..... 6

Chapter 3: *End of the Stone Age* 9

Chapter 4: *The Earliest School of the Human Race*..... 12

Chapter 5: *The Key of Stone* 14

Chapter 6: *The Land of the Living and the Land of the Dead* 19

Chapter 7: *The Making of a State* 23

Chapter 8: *The Rise and Fall of Egypt* 26

Chapter 9: *Mesopotamia - the Country Between the Rivers* 31

Chapter 10: *The Sumerian Nail-writers*..... 33

Chapter 11: *Assyria and Babylonia—the Great Semitic Melting-pot* 36

Chapter 12: *The Story of Moses* 38

Chapter 13: *Jerusalem—the City of the Law*..... 40

Chapter 14: *Damascus – the City of Trade*..... 42

Chapter 15: *The Phoenicians Who Sailed Beyond the Horizon* 45

Chapter 16: *The Alphabet Follows the Trade*..... 47

Chapter 17: *The End of the Ancient World*..... 50

Chapter 1: *Prehistoric Man*

Activity 2: Draw Early Humans Before the Stone Age

- The great-great-grandfather of humanity was quite small.
- The heat of the sun and the biting wind of the cold winter had colored his skin a dark brown.
- His head and most of his body were covered with long hair.
- He had very thin but strong fingers which made his hands look like those of a monkey.
- His forehead was low and his jaw was like the jaw of a wild animal which uses its teeth both as fork and knife.



Activity 6: Complete Coloring Pages, Copywork, and Writing



Color the Earliest Ancient Man

The great-great-grandfather of
the human race was quite small.

*The great-great-grandfather of the
human race was quite small.*



Color the Fierce Saber-Toothed Tiger

Write a Sentence About a Saber-Toothed Tiger

Chapter 2: *The World Grows Cold*

Activity 2: Draw the Habitats of the People of the Stone Age

Use pencils, crayons, pastels, or markers to draw the places that Stone Age people lived.

| |
|---------------------|
| Hollow Trees |
| Between Large Rocks |
| Within Caves |

Activity 5: Complete Coloring Pages, Copywork, and Writing



Color Cave Men During the Stone Age

Many animals slept in caves.

Man followed their example.

Blank handwriting lines for practice.

Many animals slept in caves. Man followed their example.



Color the Ice Age During the Stone Age

Write a Sentence About a Cold Cave Man

Chapter 3: *End of the Stone Age*

Activity 2: Sketch Animals of the Stone Age

Use pencils, crayons, pastels, or markers to draw the following Stone Age animals.

| Saber-Toothed Tiger | Mammoth |
|----------------------------|------------------|
| | |
| Musk-Ox | Cave Bear |
| | |

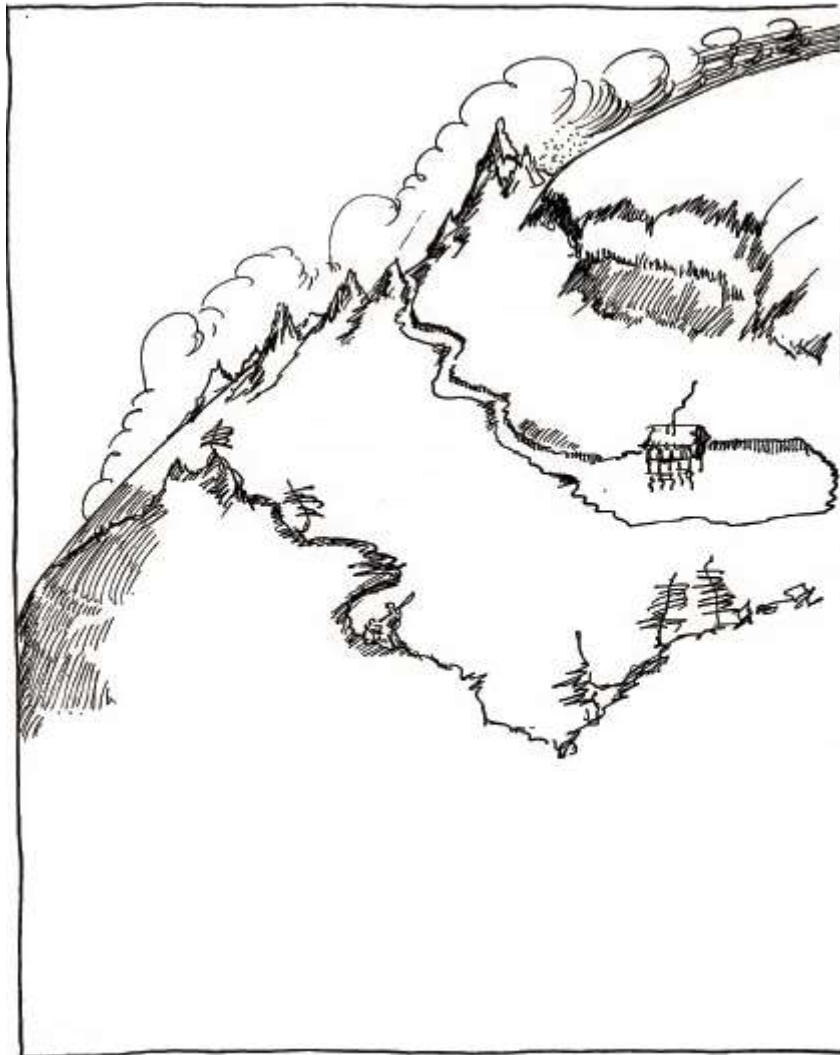
Activity 5: Complete Coloring Pages, Copywork, and Writing



Color the Picture Showing Humankind Entering the Bronze Age

Traders carried metal to the
people of the North.

*Traders carried metal to the people of
the North.*

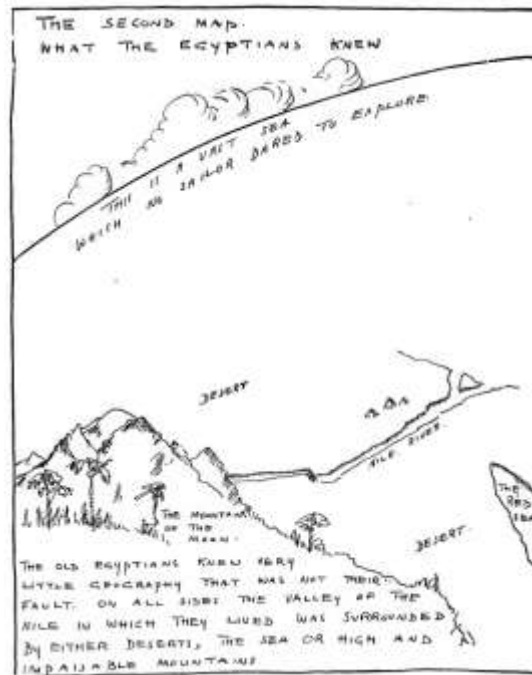


Color Where People Lived in the Stone Age

Write a Sentence About Where People Lived During the Stone Age

Chapter 4: *The Earliest School of the Human Race*

Activity 5: Complete Coloring Pages, Copywork, and Writing

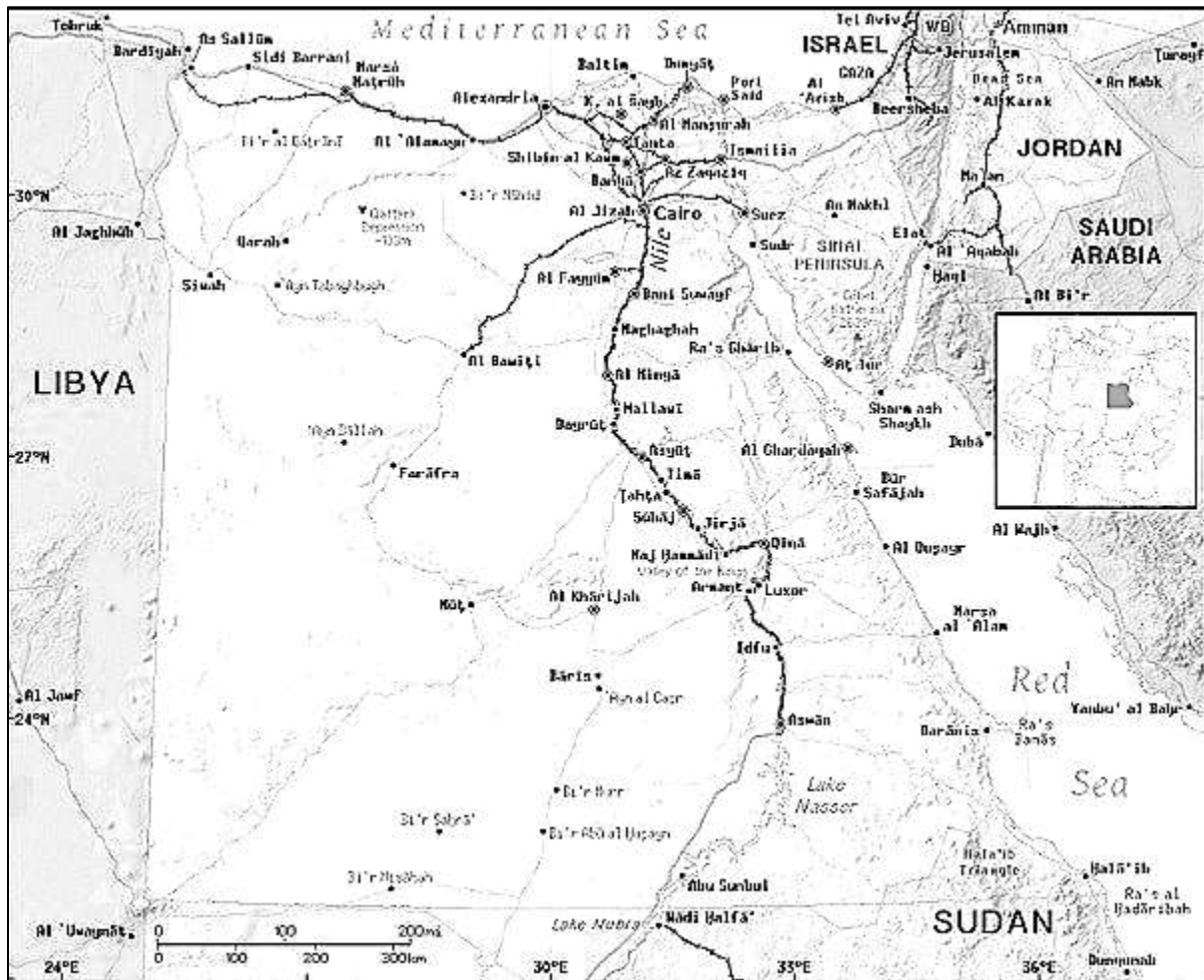


Color the Land that the Egyptians Knew

Deserts, the sea, and mountains

surrounded the Egyptians.

*Deserts, the sea, and mountains
surrounded the Egyptians.*



Color Egypt Yellow and the Valley of the Nile Green

Write a Sentence About Egypt


Chapter 5: *The Key of Stone*

Activity 2: Translate Hieroglyphics

Use the table to translate the following secret hieroglyphic messages into English:

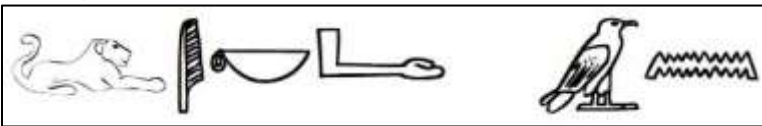
| | | | | | | | | |
|-----------|-----------|-----------|-----------|-----------|-----------|-----------|-----------|-----------|
| A 0001 | B 0006 | C 0007 | D 0008 | E 0009 | F 0010 | G 0011 | H 0012 | I 0013 |
| J 0014 | K 0015 | L 0016 | M 0017 | N 0018 | O 0019 | P 0020 | | |
| Q 0021 | R 0022 | S 0023 | T 0024 | U 0025 | V 0026 | W 0027 | X 0028 | Y 0029 |
| Z 0030 | | | | | | | | |

Message Part 1:



Translation: _____

Message Part 2:



Translation: _____



























Message Part 3:



Translation: _____

Activity 3: Write a Message in Hieroglyphics

Use the translation table to write your own secret message to a family member or friend in hieroglyphics. See if a family member or friend can correctly translate your message.


| | | | | | | | | |
|--|--|--|--|--|--|--|--|--|
| A 0081  | B 0082  | C 0083  | D 0084  | E 0085  | F 0086  | G 0087  | H 0088  | I 0089  |
| J 0090  | K 0091  | L 0092  | M 0093  | N 0094  | O 0095  | P 0096  | | |
| Q 0097  | R 0098  | S 0099  | T 0100  | U 0101  | V 0102  | W 0103  | X 0104  | Y 0105  |
| Z 0106  | | | | | | | | |

Your Secret Message

Activity 4: Create a Translation Table for the Hieroglyphics from the Story

Use a pencil, pen, or charcoal to create your own Hieroglyphics to English translation table. Match the words to the pictures.

- Saw
- I (Eye)
- Be- (Bee)
- -Lieve (Leaf)
- Giraffe



Egyptian Hieroglyphics to English Translation Table

| |
|--|
| |
|--|


Activity 5: Complete Coloring Pages, Copywork, and Writing



Color the Rosetta Stone

The Rosetta stone translated
hieroglyphics into Greek.

The Rosetta Stone translated
hieroglyphics into Greek.



Hieroglyphics

Write the English Translation of the Hieroglyphics Above

Write a New Sentence About Hieroglyphics

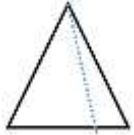
Chapter 6: The Land of the Living and the Land of the Dead

Activity 2: Design Your Own Pyramid

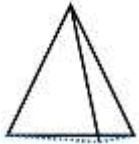
Using a pencil with an eraser, draw and decorate your own three-dimensional triangular pyramid.



Draw a triangle.




Draw a guideline from the tip of the triangle to just under the base.



Connect the corners of the triangle to the guideline.



Erase the dotted line. Decorate the sides of your pyramid however you wish.




Activity 3: Draw a Mummy

Use colored pencils to create your own mummy wrapped in cloth.

An Egyptian Mummy



Activity 5: Complete Coloring Pages, Copywork, and Writing

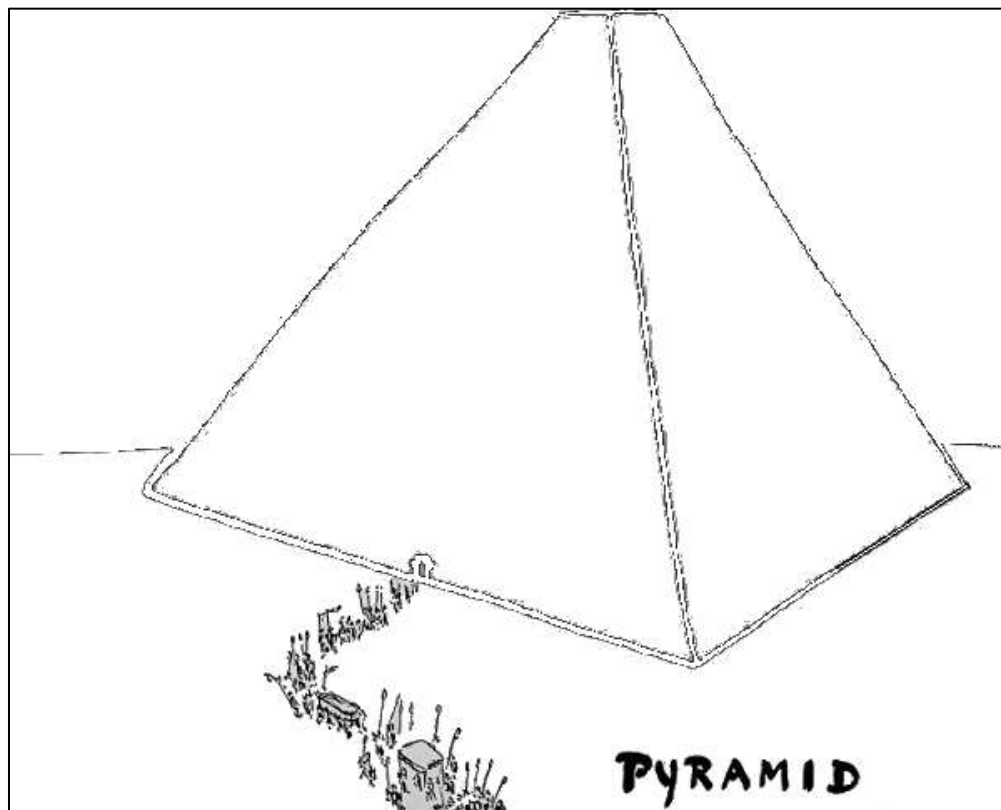


Color the Egyptian Burial Chambers

Egypt - The land of the living

and the land of the dead.

*Egypt - The land of the living
and the land of the dead.*



Color the Egyptian Pyramid

Write a New Sentence About Egyptian Pyramids

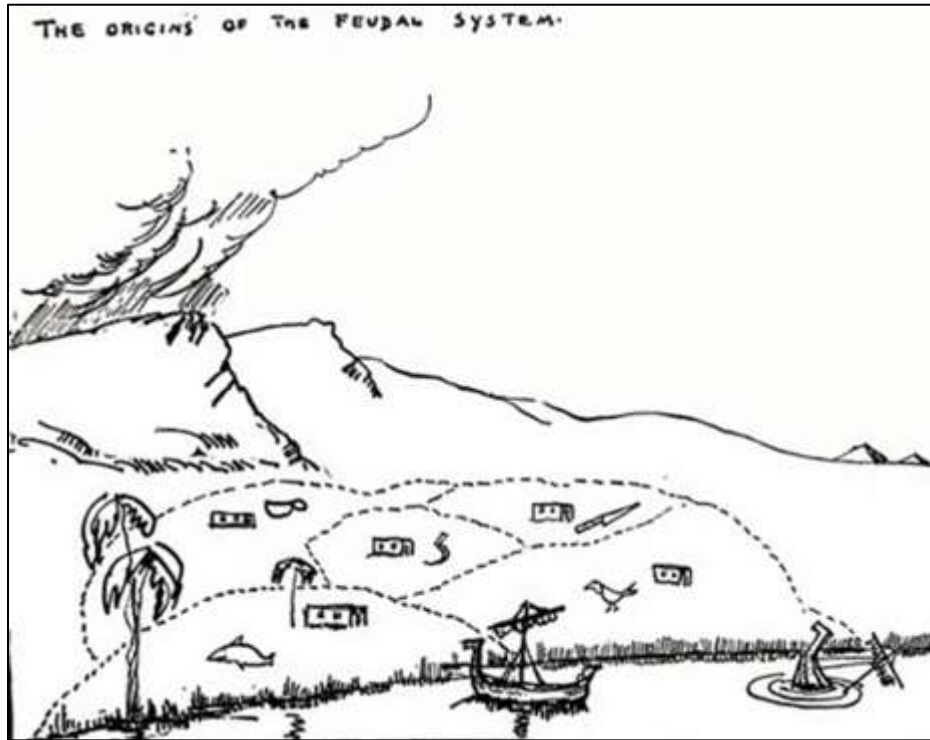
Chapter 7: The Making of a State

Activity 2: Illustrate How People Organize

- Draw the process of how people organize into groups.
- Draw a FAMILY UNIT, the ancient unit of organization.
- Draw a CLAN UNIT, a group of families, the temporary ancient unit that pulled families together in times of trouble.
- Draw a VILLAGE UNIT, a more permanent group of families than clans.
- Draw a STATE UNIT, a grouping of many villages or cities, the current predominant unit of organization.

| FAMILY UNIT | CLAN UNIT |
|--------------|------------|
| | |
| VILLAGE UNIT | STATE UNIT |
| | |


Activity 4: Complete Coloring Pages, Copywork, and Writing



Color the Feudal System

Those who do not know history are
doomed to repeat its mistakes.

*Those who do not know history
are doomed to repeat its mistakes.*



Color the Nile River in Egypt

Write a Sentence About the Nile River in Egypt

Chapter 8: *The Rise and Fall of Egypt*

Activity 2: Draw the Cycle of the Rise and Fall of Civilizations

- The four stages of the rise and fall of a civilization include: 1) Creation, 2) Expansion, 3) Invasion, and 4) Destruction. **Draw the four stages and add arrows to show ordering.**
- For **CREATION**, draw a civilization being built.
- For **EXPANSION**, draw a civilization growing bigger and stronger.
- For **INVASION**, draw foreign soldiers invading and fighting against the civilization.
- For **DESTRUCTION**, draw soldiers destroying buildings and subverting the people.

| | |
|---------------------------|------------------------------|
| <p>1. CREATION</p> | <p>2. EXPANSION</p> |
| <p>3. INVASION</p> | <p>4. DESTRUCTION</p> |

Activity 3: Draw the Events of the Chapter

Draw the events from the chapter and add illustrative sketches.

| The Egyptian Pharaoh Rules from Memphis | People from Thebes Overthrow the Pharaoh |
|--|---|
| | |
| Arabs Overthrow the Rulers from Thebes | The Egyptian People Overthrow the Arabs |
| | |

| The Assyrians Conquer Egypt | The Egyptians Struggle for Independence |
|--|--|
| | |
| Ancient Egypt Falls for the Last Time to the Romans | |
| | |

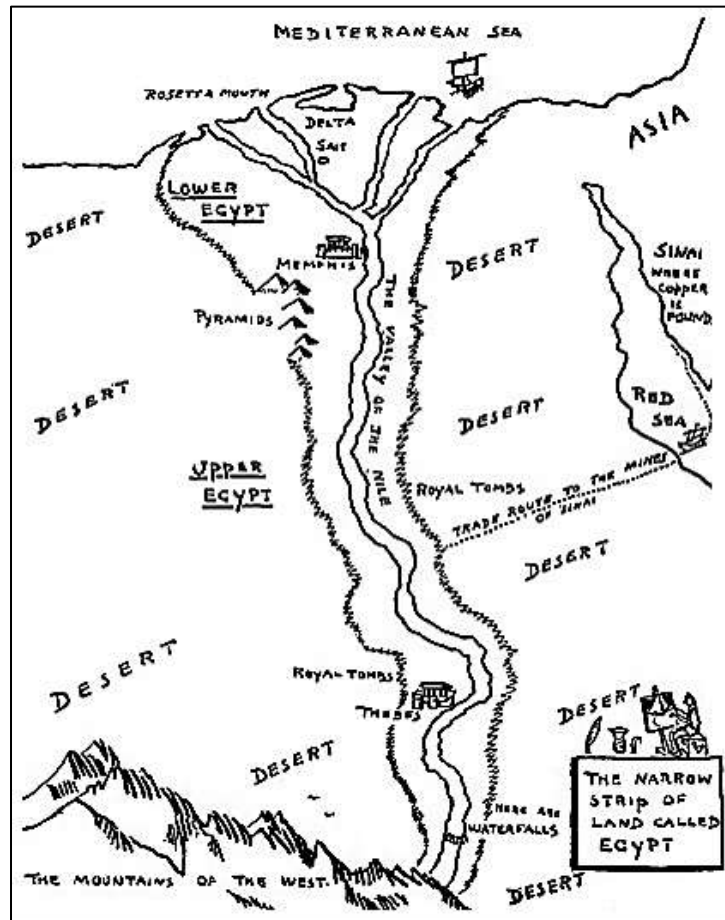
Activity 5: Complete Coloring Pages, Copywork, and Writing



Color the Wife of Egyptian Pharaoh Rameses III

Civilizations rise and fall and
move over the centuries.

*Civilizations rise and fall and
move over the centuries.*




Color the Nile River Delta Green, the Mediterranean Sea Blue, and the Surrounding Land Yellow

Write a Sentence About the Rise and Fall of Egypt

Chapter 9: Mesopotamia - the Country Between the Rivers

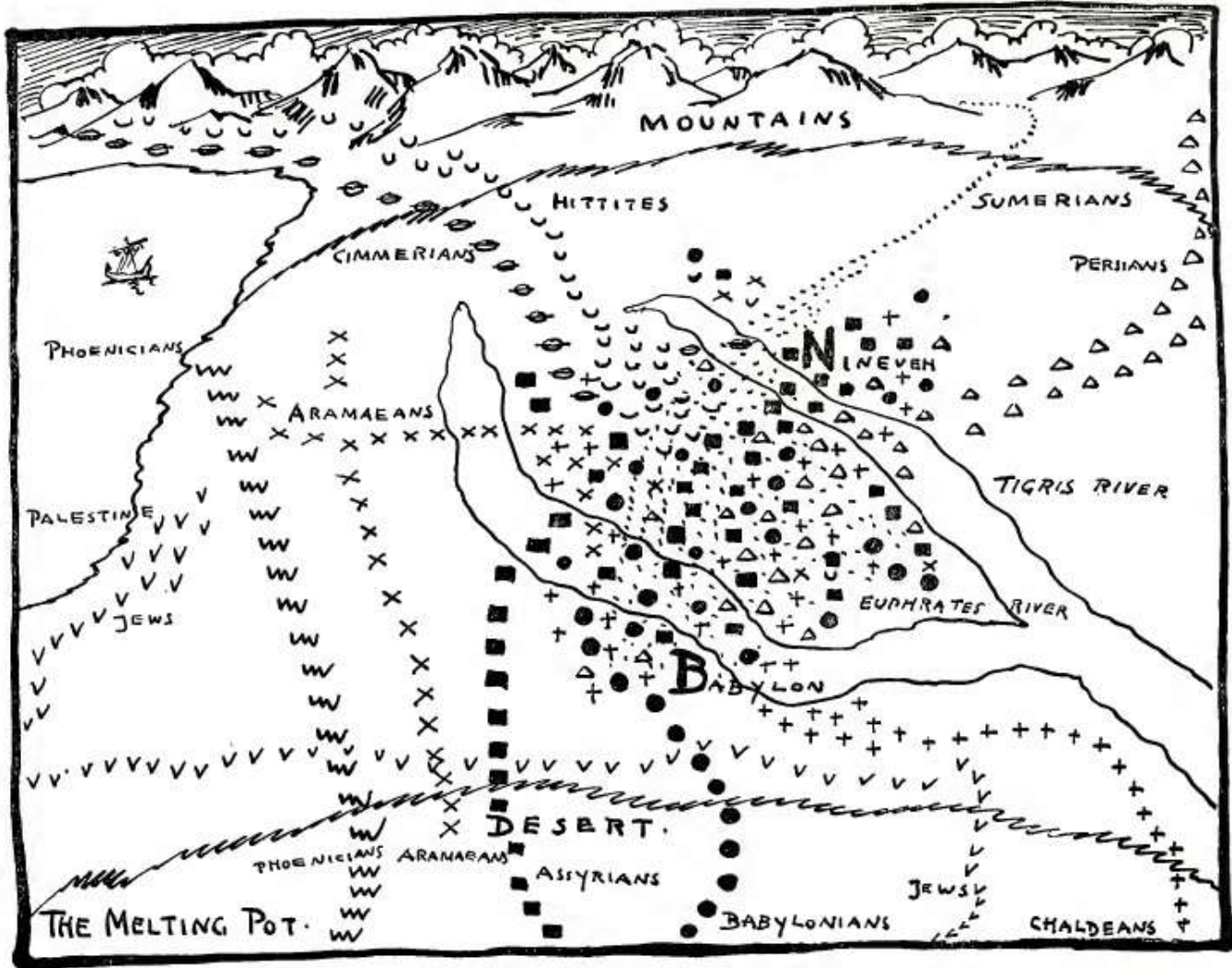
Activity 4: Complete Coloring Pages, Copywork, and Writing



Color the Picture Showing the View of Mesopotamia from a Pyramid

The old land of mystery and
wonder called Mesopotamia.

*The old land of mystery and
wonder called Mesopotamia.*






Use Different Colors to Trace the Trails Traveled by the Various Groups (e.g. Assyrians, Chaldeans)

Write a Sentence About the Melting Pot of Mesopotamia

Chapter 10: *The Sumerian Nail-writers*

Activity 3: Sketch Cuneiform Shapes from the Chapter

| Name | Cuneiform Shape | Labeled Shape |
|--|---|---------------|
| Star |  | |
| Ox |  | |
| Sun |  | |
| Invent Your Own Cuneiform Shape, Such as an Apple, a Doll or a Bird | | |


Activity 4: Complete Coloring Pages, Copywork, and Writing



Color the Rock of Behistun

The Rock of Behistun helped to
decipher cuneiform.

*The Rock of Behistun helped to
decipher cuneiform.*




Color the Sumerian Tower

Write a Sentence About Sumerian Towers

Chapter 11: Assyria and Babylonia—the Great Semitic Melting-pot

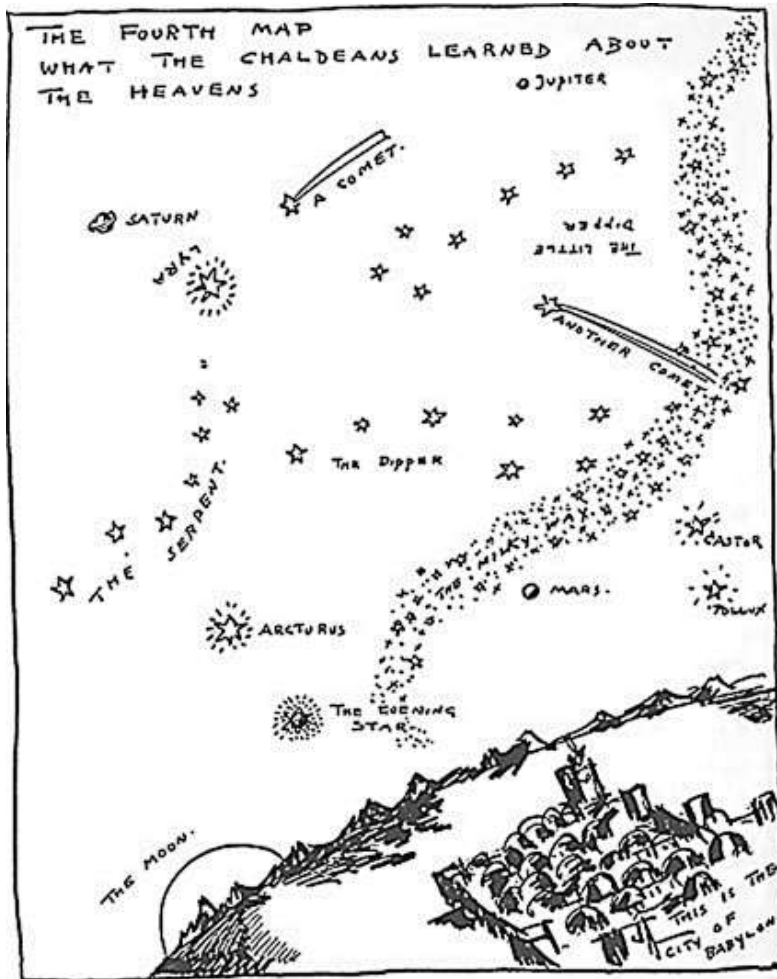
Activity 5: Complete Coloring Pages, Copywork, and Writing



Color the City of Babylon

A thousand gardens hung from the
roofs of Babylon.

*A thousand gardens hung from
the roofs of Babylon.*



Color the Sky Over Babylon

Write a Sentence About the Celestial Bodies in the Sky

Chapter 12: *The Story of Moses*

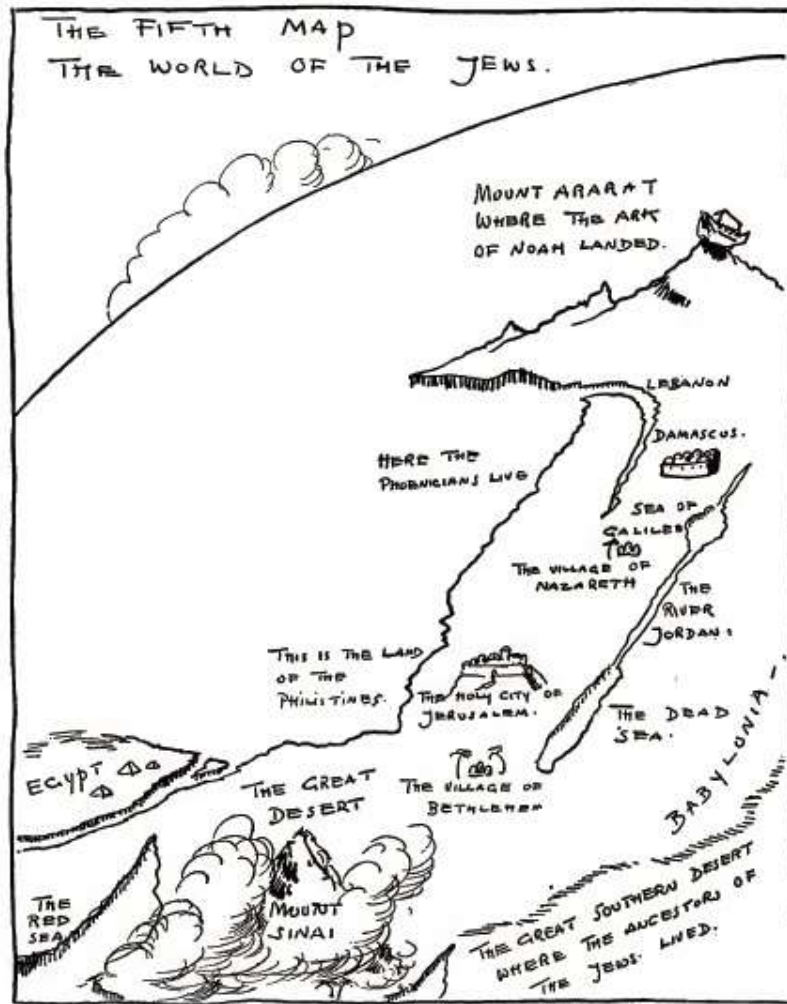
Activity 5: Complete Coloring Pages, Copywork, and Writing



Color the Picture of Moses

Moses led his people out of
slavery to the promised land.

*Moses led his people out of
slavery to the promised land.*




Color the World of the Jewish People

Write a Sentence About the Escape of the Jewish People

Chapter 13: *Jerusalem—the City of the Law*

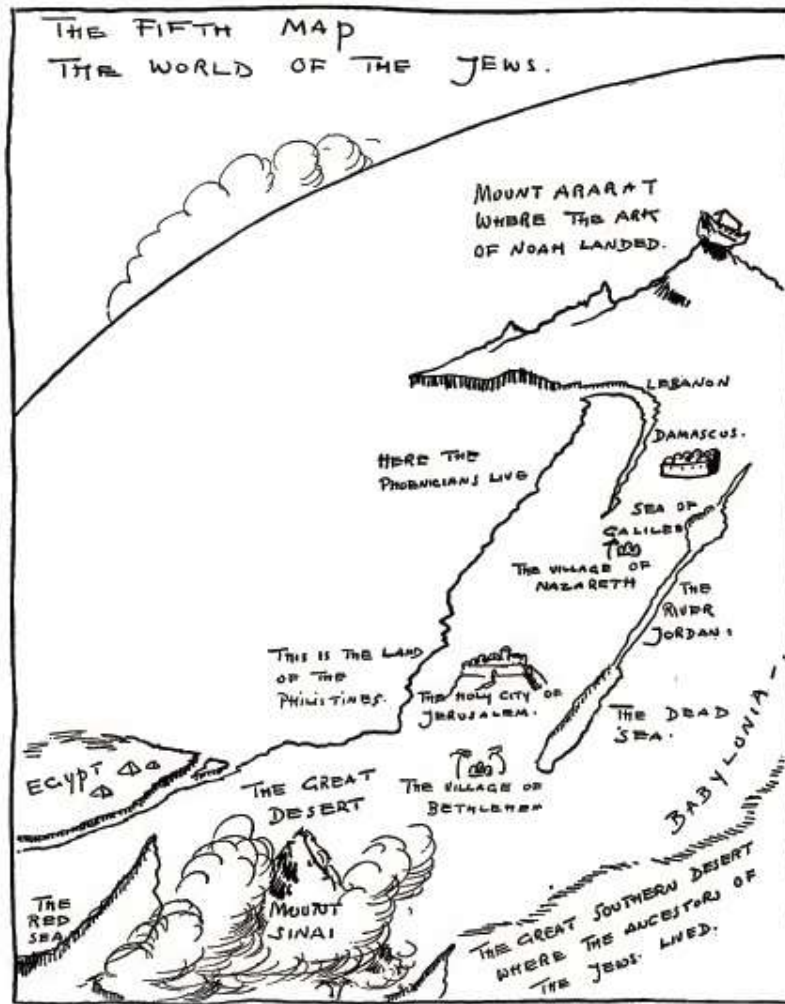
Activity 5: Complete Coloring Pages, Copywork, and Writing



Color Jerusalem

The city of Jerusalem has been
fought over for centuries.

*The city of Jerusalem has been
fought over for centuries.*



Color the Map Showing Jerusalem

Write a Sentence About Jerusalem

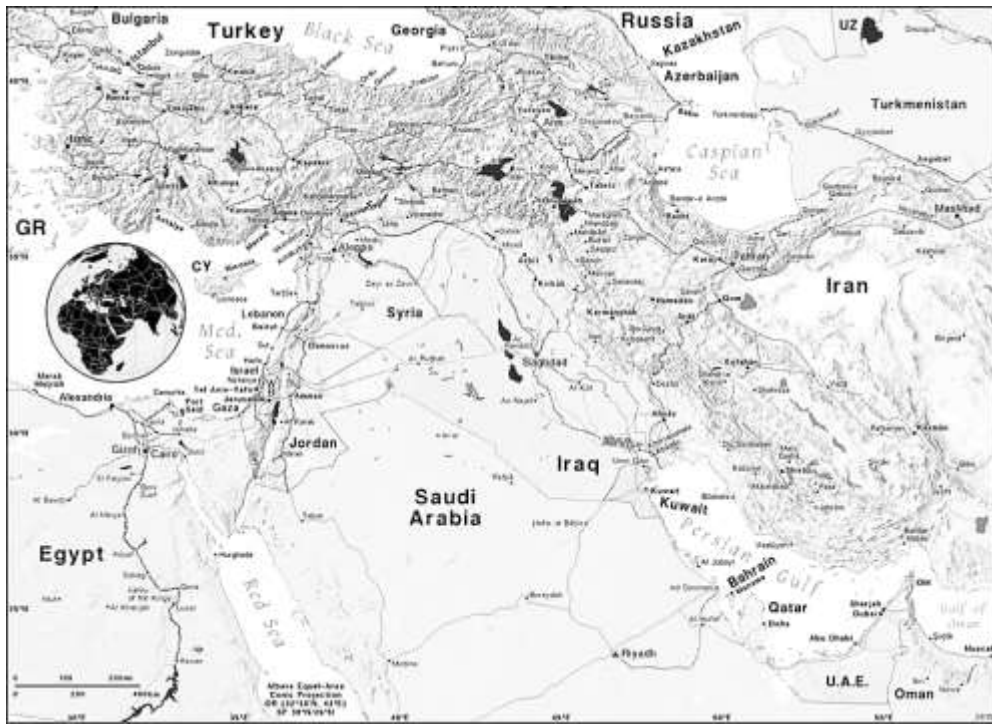
Chapter 14: *Damascus – the City of Trade*

Activity 5: Copy and Label the Aramaic Alphabet in the Boxes Below



| | | | | |
|--|--|--|--|--|
| | | | | |
| | | | | |
| | | | | |
| | | | | |
| | | | | |


Activity 6: Complete Coloring Pages, Copywork, and Writing



Color Syria Red, Egypt Yellow, the Mediterranean Blue, and Trace the Tigris and Euphrates in Green

Aramaic was the language of the
ancient city of Damascus.

*Aramaic was the language of the
ancient city of Damascus.*




Color the Painting, "The Reception of the Ambassadors in Damascus, 1511"

Write a Sentence About the City of Damascus in Syria

Chapter 15: *The Phoenicians Who Sailed Beyond the Horizon*

Activity 6: Complete Coloring Pages, Copywork, and Writing



Color the Phoenician Trading Ship

The forbidding ocean became a
peaceful highway of commerce.

*The forbidding ocean became a
peaceful highway of commerce.*




Color the Picture of the Pioneer

Write a Sentence About Pioneers

Chapter 16: *The Alphabet Follows the Trade*


Activity 3: Circle the Vowels and Cross Out the Consonants



Write the Vowels Below

A large empty rectangular box for writing the vowels.


Activity 4: Complete Coloring Pages, Copywork, and Writing



Color the Phoenician Colony

The Phoenicians created the basis
for our modern system of writing.

*The Phoenicians created the basis
for our modern system of writing.*

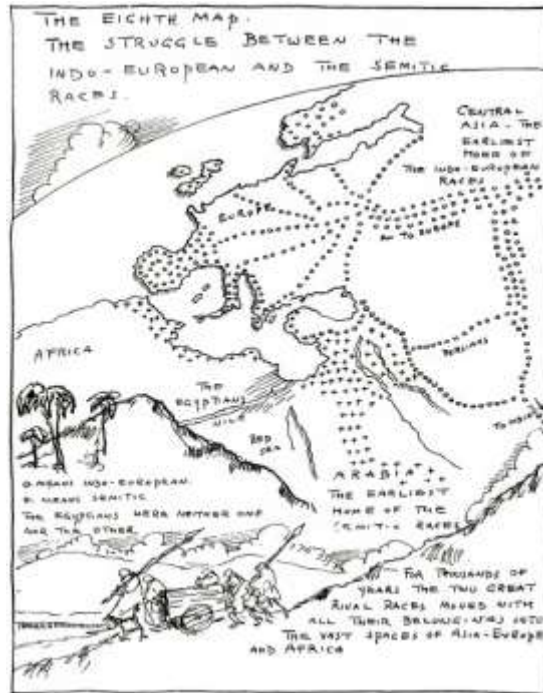


Color the Vowels Only

Write a Sentence About Vowels

Chapter 17: *The End of the Ancient World*

Activity 5: Complete Coloring Pages, Copywork, and Writing



Trace the Movements of the Indo-Europeans

The energetic Indo-Europeans
doomed the ancient world.

*The energetic Indo-Europeans
doomed the ancient world.*



Color the Caspian Sea Blue and the Surrounding Land However You Wish

Write a Sentence About the Caspian Sea
