



# *Under the Home*

## *Second Grade Poetry Lesson Guide Printout*

**Lewis Carroll  
James Whitcomb Riley  
Mary Austin  
Eugene Field  
Robert Louis Stevenson  
Ella Wheeler Wilcox  
Abbie Farwell Brown  
Sara Teasdale**

*Learn from the Masters*

## Lesson 1 Guide: How Doth the Little Crocodile

by Lewis Carroll

### Directions

Study the poem for one week.

Over the week:

- Read or listen to the poem.
- Review the synopsis.
- Study the vocabulary words.
- Read about the poet.
- Complete the enrichment activities.
- Discuss the review questions.



### Synopsis

A crocodile bathes in the Nile River and eats little fishes.

### Vocabulary

- **Nile:** A river that flows north from central Africa to the Mediterranean Sea.
- **Scale:** Each of the thin horny or bony plates protecting the skin of fish and reptiles.
- **Jaws:** The upper and lower bony structures in vertebrates forming the framework of the mouth and containing the teeth.

### Poet

1. Charles Lutwidge Dodgson (Lewis Carroll) was born in 1832 in Guildford, England.
2. Find Carroll's country of birth (UK) on the map of Europe below.
3. The son of a country parson, Carroll had ten brothers and sisters. As a young child, Carroll became ill, resulting in deafness in one ear. Carroll also suffered from a stammer.
4. Carroll was homeschooled until he was twelve, at which time he went away to school. He went on to study mathematics at Oxford. From when he was a child, he wrote short stories and poetry and submitted them to magazines.
5. He eventually assumed the pen name 'Lewis Carroll', and is most famous for writing 'Alice's Adventures in Wonderland.' He was also a renowned poet.

## SECOND GRADE POETRY LESSON GUIDE



### Enrichment Activities

#### Activity 1: Recite the Title, the Poet's Name, and the Poem

Each day this week, recite aloud the title of the poem, the name of the poet, and the poem.

#### Activity 2: Study the Poem Picture / Can You Find It?

- Study the poem picture, and describe how it relates to the poem.
- Find the following in the picture: Sharp Teeth, Jaws, Scales, Eyes, Snout, Nostril



#### Activity 3: Narrate the Poem

After reading or listening to the poem, narrate the poem events aloud using your own words.

#### Activity 4: Color the Poem

Complete page 3 of 'Poetry Coloring Pages for Second Grade.'

## SECOND GRADE POETRY LESSON GUIDE

### Activity 5: Act Out the Poem

- Pretend to be the crocodile bathing in the Nile River.
- Swim through the warm waters of the river.
- Smile with your mouth and spread out your fingers/claws as you eat up little fishes.

### Activity 6: Map the Poem

- In the poem, the crocodile hunts for fishes in the waters of the Nile River.
- Zoom in to study the map of Egypt below.
- Find the Nile River.
- Trace the flow of the water (the Nile flows north).
- Which sea does the Nile flow into? (Mediterranean)



### Review Questions

1. **What is the title of the poem?** The title of the poem is 'The Crocodile.'
2. **What is the name of the poet who wrote 'The Crocodile?'** The name of the poet is Lewis Carroll.
3. **What happens in the poem?** A crocodile swims in the Nile River and eats little fishes.
4. **Where does the poem take place?** The poem takes place in the waters of the Nile river in Africa.
5. **Who are the animal characters in the poem?** The animal characters are a crocodile and little fishes.

## Lesson 2 Guide: The Walrus and The Carpenter Stanzas 1-9

by Lewis Carroll

### Directions

Study the poem for one week.

Over the week:

- Read or listen to the poem.
- Review the synopsis.
- Study the vocabulary words.
- Read about the poet.
- Complete the enrichment activities.
- Discuss the review questions.



### Synopsis

The sun shines in the middle of the night as the Walrus and the Carpenter walk along the beach and discuss how to remove all the sand. The Walrus and the Carpenter invite the Oysters to walk with them. The eldest Oyster refuses, but many other Oysters agree.

### Vocabulary

- **Billows:** A large sea wave.
- **Sulkily:** In a pouty manner.
- **Walrus:** A large sea mammal with two large tusks.
- **Carpenter:** A person who makes and repairs wooden objects and structures.
- **Oyster:** A sea animal consisting of soft flesh encased in a hinged shell.
- **Frothy:** Covered with a mass of small bubbles.

### Poet

1. Charles Lutwidge Dodgson (Lewis Carroll) was born in 1832 in Guildford, England.
2. Find Carroll's country of birth (UK) on the map of Europe below.
3. The son of a country parson, Carroll had ten brothers and sisters. As a young child, Carroll became ill, resulting in deafness in one ear. Carroll also suffered from a stammer.
4. Carroll was homeschooled until he was twelve, at which time he went away to school. He went on to study mathematics at Oxford. From when he was a child, he wrote short stories and poetry and submitted them to magazines.
5. He eventually assumed the pen name 'Lewis Carroll', and is most famous for writing 'Alice's Adventures in Wonderland.' He was also a renowned poet.

## SECOND GRADE POETRY LESSON GUIDE



### Enrichment Activities

#### Activity 1: Recite the Title, the Poet's Name, and the Poem

Each day this week, recite aloud the title of the poem, the name of the poet, and the poem.

#### Activity 2: Study the Poem Picture / Can You Find It?

- Study the poem picture, and describe how it relates to the poem.
- Find the following in the picture: Sun, Moon, Sea, Wood, The Carpenter, The Walrus, Tusks, Loaf of Bread



#### Activity 3: Narrate the Poem

After reading or listening to the poem, narrate the poem events aloud using your own words.

#### Activity 4: Color the Poem

Complete page 4 of 'Poetry Coloring Pages for Second Grade.'

## SECOND GRADE POETRY LESSON GUIDE

### Activity 5: Sketch the Poem Animals

- Sketch a walrus and an opened oyster, as shown below.



### Review Questions

1. **What is the title of the poem?** The title of the poem is 'The Walrus and The Carpenter.'
2. **What is the name of the poet who wrote 'The Walrus and The Carpenter?'** The name of the poet is Lewis Carroll.
3. **What happens in the poem?** The Walrus and the Carpenter invite the Oysters to walk with them on the beach. The eldest Oyster refuses, but many other Oysters agree.
4. **Where does the poem take place?** The poem takes place on a beach in the middle of the night.
5. **Who are the characters in the poem?** The characters in the poem are the Walrus, the Carpenter, and the Oysters.
6. **Why is the moon mad at the sun?** The moon is upset that the sun is shining in the middle of the night.
7. **Why do you think the eldest Oyster refuses to walk with the Walrus and the Carpenter?** Answers vary.

## Lesson 3 Guide: The Walrus and The Carpenter Stanzas 10-18

by Lewis Carroll

### Directions

Study the poem for one week.

Over the week:

- Read or listen to the poem.
- Review the synopsis.
- Study the vocabulary words.
- Read about the poet.
- Complete the enrichment activities.
- Discuss the review questions.



### Synopsis

The Walrus, the Carpenter, and the Oysters walk on the beach. When the Walrus mentions needing pepper and vinegar, condiments used to season oysters, the oysters worry they are about to be eaten. At the end of the poem, the Carpenter asks the Oysters if they wish to return home, but no Oysters answer. The Walrus and Carpenter have eaten them all.

### Vocabulary

- **Vinegar:** A sour-tasting liquid that is used as a condiment or for pickling.
- **Dismal:** Depressing, dreary, and gloomy.
- **Trot:** Run at a moderate pace, typically with short steps.
- **Sympathize:** To feel sorry for.
- **Odd:** Strange or out of the ordinary.

### Poet

1. Charles Lutwidge Dodgson (Lewis Carroll) was born in 1832 in Guildford, England.
2. Find Carroll's country of birth (UK) on the map of Europe below.
3. The son of a country parson, Carroll had ten brothers and sisters. As a young child, Carroll became ill, resulting in deafness in one ear. Carroll also suffered from a stammer.
4. Carroll was homeschooled until he was twelve, at which time he went away to school. He went on to study mathematics at Oxford. From when he was a child, he wrote short stories and poetry and submitted them to magazines.
5. He eventually assumed the pen name 'Lewis Carroll', and is most famous for writing 'Alice's Adventures in Wonderland.' He was also a renowned poet.



## SECOND GRADE POETRY LESSON GUIDE



### Enrichment Activities

#### Activity 1: Recite the Title, the Poet's Name, and the Poem

Each day this week, recite aloud the title of the poem, the name of the poet, and the poem.

#### Activity 2: Study the Poem Picture / Can You Find It?

- Study the poem picture, and describe how it relates to the poem.
- Find the following in the picture: Sea, The Carpenter, The Walrus, Tusk, Piece of Bitten Bread, Empty Oyster Shells



#### Activity 3: Narrate the Poem

After reading or listening to the poem, narrate the poem events aloud using your own words.

#### Activity 4: Color the Poem

Complete page 5 of 'Poetry Coloring Pages for Second Grade.'

## SECOND GRADE POETRY LESSON GUIDE

### Review Questions

1. **What is the title of the poem?** The title of the poem is 'The Walrus and The Carpenter.'
2. **What is the name of the poet who wrote 'The Walrus and The Carpenter?'** The name of the poet is Lewis Carroll.
3. **What happens in the poem?** The Carpenter and Walrus take a group of oysters for a walk and then eat them.
4. **Where does the poem take place?** The poem takes place on a beach in the middle of the night.
5. **Who are the characters in the poem?** The characters in the poem are the Walrus, the Carpenter, and the Oysters.
6. **Why do the oysters worry about being eaten when the Walrus mentions pepper and vinegar?** Oysters are often seasoned with pepper and vinegar before they are eaten.
7. **Does the poem teach us anything?** The poem suggests that it may be wise to trust and follow the opinions and instincts of your elders. The eldest oyster refuses to walk with the Carpenter and the Walrus. If the younger oysters had followed its lead, they would not have been eaten.

## Lesson 4 Guide: Christmas Greetings

by Lewis Carroll

### Directions

Study the poem for one week.

Over the week:

- Read or listen to the poem.
- Review the synopsis.
- Study the vocabulary words.
- Read about the poet.
- Complete the enrichment activities.
- Discuss the review questions.



### Synopsis

The narrator speaks to a lady and asks fairies to put aside trickery and embrace the holiday spirit of peace and goodwill. The narrator wishes the lady a merry Christmas and a glad New Year.

### Vocabulary

- **Cunning:** Having or showing skill in achieving one's ends by deceit or evasion.
- **Echo:** A sound or series of sounds caused by the reflection of sound waves from a surface back to the listener.
- **Glee:** Great delight, happiness, or joy.

### Poet

1. Charles Lutwidge Dodgson (Lewis Carroll) was born in 1832 in Guildford, England.
2. Find Carroll's country of birth (UK) on the map of Europe below.
3. The son of a country parson, Carroll had ten brothers and sisters. As a young child, Carroll became ill, resulting in deafness in one ear. Carroll also suffered from a stammer.
4. Carroll was homeschooled until he was twelve, at which time he went away to school. He went on to study mathematics at Oxford. From when he was a child, he wrote short stories and poetry and submitted them to magazines.
5. He eventually assumed the pen name 'Lewis Carroll', and is most famous for writing 'Alice's Adventures in Wonderland.' He was also a renowned poet.

## SECOND GRADE POETRY LESSON GUIDE



### Enrichment Activities

#### Activity 1: Recite the Title, the Poet's Name, and the Poem

Each day this week, recite aloud the title of the poem, the name of the poet, and the poem.

#### Activity 2: Study the Poem Picture / Can You Find It?

Study the poem picture, and describe how it relates to the poem.



#### Activity 3: Narrate the Poem

After reading or listening to the poem, narrate the poem events aloud using your own words.

#### Activity 4: Color the Poem

Complete page 6 of 'Poetry Coloring Pages for Second Grade.'

**Review Questions**

1. **What is the title of the poem?** The title of the poem is 'Christmas Greetings.'
2. **What is the name of the poet who wrote 'Christmas Greetings?'** The name of the poet is Lewis Carroll.
3. **What happens in the poem?** The poem narrator hopes the fairies stop their trickery during the Christmas season and wishes a lady a merry Christmas and a happy New Year.
4. **Who are the characters in the poem?** The poem characters are the narrator, the lady, children, and the fairies.
5. **Does the poem teach us anything?** The poem teaches us that we should share peace and goodwill with others during the holiday season.

## Lesson 5 Guide: Beautiful Soup

by Lewis Carroll

### Directions

Study the poem for one week.

Over the week:

- Read or listen to the poem.
- Review the synopsis.
- Study the vocabulary words.
- Read about the poet.
- Complete the enrichment activities.
- Discuss the review questions.



### Synopsis

The narrator describes his love of beautiful, green soup served in a hot tureen.

### Vocabulary

- **Tureen:** A deep covered dish from which soup is served.
- **Dainties:** Something good to eat; a delicacy.
- **Stoop:** Bend one's head or body forward and downward.
- **Game:** Wild mammals or birds hunted for sport or food.
- **Pennyworth:** An amount of something that may be bought for a penny.

### Poet

1. Charles Lutwidge Dodgson (Lewis Carroll) was born in 1832 in Guildford, England.
2. Find Carroll's country of birth (UK) on the map of Europe below.
3. The son of a country parson, Carroll had ten brothers and sisters. As a young child, Carroll became ill, resulting in deafness in one ear. Carroll also suffered from a stammer.
4. Carroll was homeschooled until he was twelve, at which time he went away to school. He went on to study mathematics at Oxford. From when he was a child, he wrote short stories and poetry and submitted them to magazines.
5. He eventually assumed the pen name 'Lewis Carroll', and is most famous for writing 'Alice's Adventures in Wonderland.' He was also a renowned poet.

## SECOND GRADE POETRY LESSON GUIDE



### Enrichment Activities

#### Activity 1: Recite the Title, the Poet's Name, and the Poem

Each day this week, recite aloud the title of the poem, the name of the poet, and the poem.

#### Activity 2: Study the Poem Picture / Can You Find It?

Study the poem picture, and describe how it relates to the poem.



#### Activity 3: Narrate the Poem

After reading or listening to the poem, narrate the poem events aloud using your own words.

#### Activity 4: Color the Poem

Complete page 7 of 'Poetry Coloring Pages for Second Grade.'

## SECOND GRADE POETRY LESSON GUIDE

### Activity 5: Discuss Soup

- Do you love soup as much as Lewis Carroll?
- What types of soups have you tried?
- What is your favorite kind of soup?
- What kinds of ingredients have you eaten in soups? List the spices, vegetables, meats, legumes, and pasta shapes.

### Activity 6: Eat Soup and Recite the Poem

Serve soup this week (real or pretend), and recite the poem to your bowl of soup.

### Review Questions

1. **What is the title of the poem?** The title of the poem is 'Beautiful Soup.'
2. **What is the name of the poet who wrote 'Beautiful Soup?'** The name of the poet is Lewis Carroll.
3. **What happens in the poem?** The narrator expresses his love for soup.
4. **Where does the poem take place?** Most likely indoors, in or near the kitchen or dining room.
5. **Who are the characters in the poem?** The only character is the narrator.
6. **Does the poem teach us anything?** The poem reminds us to enjoy and be thankful for our food.



## Lesson 6 Guide: A Life Lesson

by James Whitcomb Riley

### Directions

Study the poem for one week.

Over the week:

- Read or listen to the poem.
- Review the synopsis.
- Study the vocabulary words.
- Read about the poet.
- Complete the enrichment activities.
- Discuss the review questions.



### Synopsis

The poem moves through difficulties faced by a girl as she grows up. The narrator reminds the girl that her troubles are temporary and that better days are ahead.

### Vocabulary

- **Slate:** A flat piece of slate used for writing on, typically framed in wood, formerly used in schools.
- **Gleams:** Shine brightly, especially with reflected light.
- **Youthful:** Young or seeming young.

### Poet

1. James Whitcomb Riley was born in 1849 in Greenfield, Indiana.
2. Find Riley's birth state of Indiana (IN - The Hoosier State) on the map of the continental United States.
3. Riley had five siblings. His mother taught him to read at home before sending him to school. He frequently got into trouble at school and did not like his teachers, which he later wrote about in his poems.
4. Riley wrote approximately 1000 poems during his lifetime and became famous by going on poetry tours across America.
5. Riley was known as the 'Hoosier poet.' A 'Hoosier' is a native or inhabitant of Indiana. Some of Riley's poems were written in a Hoosier dialect, including 'The Raggedy Man', 'Little Orphant Annie', and 'When the Frost is on the Punkin.'
6. Riley suffered from alcoholism and never married or had children. Riley died in 1916 at the age of 66 in Indianapolis, Indiana.

## SECOND GRADE POETRY LESSON GUIDE



### Enrichment Activities

#### Activity 1: Recite the Title, the Poet's Name, and the Poem

Each day this week, recite aloud the title of the poem, the name of the poet, and the poem.

#### Activity 2: Study the Poem Picture / Can You Find It?

Study the poem picture, and describe how it relates to the poem.



#### Activity 3: Narrate the Poem

After reading or listening to the poem, narrate the poem events aloud using your own words.

#### Activity 4: Color the Poem

Complete page 8 of 'Poetry Coloring Pages for Second Grade.'

#### Activity 5: Discuss Difficulties You've Faced

- Discuss a difficulty you faced in your past.
- Did you cry because of the difficulty?
- Describe how you overcame the difficulty.
- Discuss who you can turn to for help in times of difficulty.
- Do you agree that in times of trouble, better days are ahead of us?

**Review Questions**

1. **What is the title of the poem?** The title of the poem is 'A Life Lesson.'
2. **What is the name of the poet who wrote 'A Life Lesson?'** The name of the poet is James Whitcomb Riley.
3. **What happens in the poem?** A girl cries as she encounters difficulties. The narrator advises her to stop crying and reminds her that better days are ahead.
4. **Who are the characters in the poem?** The characters are the narrator and a little girl.
5. **Does the poem teach us anything?** The poem reminds us that in difficult times better days are often ahead.

## Lesson 7 Guide: The Raggedy Man Stanzas 1-4

by James Whitcomb Riley

### Directions

Study the poem for one week.

Over the week:

- Read or listen to the poem.
- Review the synopsis.
- Study the vocabulary words.
- Read about the poet.
- Complete the enrichment activities.
- Discuss the review questions.



### Synopsis

The poem describes a farm worker that the boyish narrator calls 'The Raggedy Man.' The kind farm worker performs tasks around the narrator's childhood farm, such as feeding the animals, chopping wood, and working in the garden. The Raggedy Man also climbs trees, picks apples, and plays horsey with the children. 'The Raggedy Man' is based on a real person, a German worker hired by James Whitcomb Riley's father.

### Vocabulary

- **Kindlin' (Kindling):** Easily combustible small sticks or twigs used for starting a fire.
- **Spades:** Dig up with a spade.
- **Spade:** A tool with a sharp-edged, typically rectangular, metal blade and a long handle, used for digging earth.
- **Clumbed (Climbed):** Go or come up a slope, incline, or staircase, especially by using the feet and sometimes the hands; ascend.
- **Shooked (Shook):** Moved an object up and down or from side to side with rapid, forceful, jerky movements.
- **Rambo:** A type of apple.
- **Orchurd (Orchard):** A piece of land planted with fruit trees.
- **Corn Crib:** A bin or ventilated building for storing ears of corn.
- **Beatin'est:** Better than all others.
- **Wunst (Once):** On one occasion or for one time only.
- **Skeered (Scared):** Fearful; frightened.
- **Menced (Commenced):** Begin; start.
- **Rared (Reared):** Raise itself upright on its hind legs.
- **Nigh:** Near; almost.

## SECOND GRADE POETRY LESSON GUIDE

### Poet

7. James Whitcomb Riley was born in 1849 in Greenfield, Indiana.
8. Find Riley's birth state of Indiana (IN - The Hoosier State) on the map of the continental United States.
9. Riley had five siblings. His mother taught him to read at home before sending him to school. He frequently got into trouble at school and did not like his teachers, which he later wrote about in his poems.
10. Riley wrote approximately 1000 poems during his lifetime and became famous by going on poetry tours across America.
11. Riley was known as the 'Hoosier poet.' A 'Hoosier' is a native or inhabitant of Indiana. Some of Riley's poems were written in a Hoosier dialect, including 'The Raggedy Man', 'Little Orphant Annie', and 'When the Frost is on the Punkin.'
12. Riley suffered from alcoholism and never married or had children. Riley died in 1916 at the age of 66 in Indianapolis, Indiana.



### Enrichment Activities


#### Activity 1: Recite the Title, the Poet's Name, and the Poem

Each day this week, recite aloud the title of the poem, the name of the poet, and the poem.

## SECOND GRADE POETRY LESSON GUIDE

### Activity 2: Study the Poem Picture

Study the poem picture, and describe how it relates to the poem.



### Activity 3: Narrate the Poem

After reading or listening to the poem, narrate the poem events aloud using your own words.

### Activity 4: Color the Poem

Complete page 9 of 'Poetry Coloring Pages for Second Grade.'

### Review Questions

1. **What is the title of the poem?** The title of the poem is 'The Raggedy Man.'
2. **What is the name of the poet who wrote 'The Raggedy Man?'** The name of the poet is James Whitcomb Riley.
3. **What happens in the poem?** A kind farm worker performs tasks around a farm such as feeding the animals, chopping wood, and working in the garden. He also climbs trees, picks apples, and plays horsey with the children.
4. **Where does the poem take place?** The poem takes place outdoors at a farm.
5. **Who are the characters in the poem?** The characters are Raggedy Man, the boy narrator, Pa, Elizabeth Ann, the hired girl on the narrator's farm, and the hired man on The Smoot Farm.
6. **Does the poem teach us anything?** The poem reminds us to respect hard work and kindness.

## Lesson 8 Guide: The Raggedy Man Stanzas 5-8

by James Whitcomb Riley

### Directions

Study the poem for one week.

Over the week:

- Read or listen to the poem.
- Review the synopsis.
- Study the vocabulary words.
- Read about the poet.
- Complete the enrichment activities.
- Discuss the review questions.



### Synopsis

The poem describes a farm worker that the boyish narrator calls 'The Raggedy Man.' In the second half of the poem, The Raggedy Man tells rhymes and tales of giants, pretends pigs are bears and his hoe is a bear-shooter, and plays games of kings and robbers. The Raggedy Man asks the narrator if he will be a rich merchant like his father. Instead, the narrator aspires to be a nice Raggedy Man. 'The Raggedy Man' is based on a real person, a German worker hired by James Whitcomb Riley's father.

### Vocabulary

- **Wite:** Right.
- **Wunks:** Shapeshifting creatures.
- **Wunst (Once):** On one occasion or for one time only.
- **'tend:** Pretend.
- **'uz:** Was.
- **Castul:** Castle.
- **Haymow:** A stack of hay.
- **Bow-'n'-orry:** Bow and arrow.
- **Merchunt:** Merchant.
- **Air:** Are.

### Poet

1. James Whitcomb Riley was born in 1849 in Greenfield, Indiana.
2. Find Riley's birth state of Indiana (IN - The Hoosier State) on the map of the continental United States.
3. Riley had five siblings. His mother taught him to read at home before sending him to school. He frequently got into trouble at school and did not like his teachers, which he later wrote about in his poems.
4. Riley wrote approximately 1000 poems during his lifetime and became famous by going on poetry tours across America.
5. Riley was known as the 'Hoosier poet.' A 'Hoosier' is a native or inhabitant of Indiana. Some of Riley's poems were written in a Hoosier dialect, including 'The Raggedy Man', 'Little Orphant Annie', and 'When the Frost is on the Punkin.'
6. Riley suffered from alcoholism and never married or had children. Riley died in 1916 at the age of 66 in Indianapolis, Indiana.

## SECOND GRADE POETRY LESSON GUIDE




### Enrichment Activities

#### Activity 1: Recite the Title, the Poet's Name, and the Poem

Each day this week, recite aloud the title of the poem, the name of the poet, and the poem.

#### Activity 2: Can You Find It?

Find the following in the poem picture: Raggedy Man, Narrator, Suspenders, Hat, Straw, Horse, Bridle, Barn, Farm Tools (Rake, Sickle)



#### Activity 3: Narrate the Poem

After reading or listening to the poem, narrate the poem events aloud using your own words.

#### Activity 4: Color the Poem

Complete page 10 of 'Poetry Coloring Pages for Second Grade.'

### Review Questions

1. **What is the title of the poem?** The title of the poem is 'The Raggedy Man.'



## SECOND GRADE POETRY LESSON GUIDE

2. **What is the name of the poet who wrote 'The Raggedy Man?'** The name of the poet is James Whitcomb Riley.
3. **What happens in the poem?** A kind farm worker tells poems and stories and plays games with the children. The boy narrator wants to be a Raggedy Man when he grows up.
4. **Where does the poem take place?** The poem takes place outdoors at a farm.
5. **Who are the characters in the poem?** The characters are Raggedy Man, the boy narrator, Elizabeth Ann, Ma, and Pa.
6. **Does the poem teach us anything?** The poem reminds us that children tend to admire kindness and creativity more than riches.

## Lesson 9 Guide: Little Orphant Annie

by James Whitcomb Riley

### Directions

Study the poem for one week.

Over the week:

- Read or listen to the poem.
- Review the synopsis.
- Study the vocabulary words.
- Read about the poet.
- Complete the enrichment activities.
- Discuss the review questions.



### Synopsis

An orphan named Annie comes to live with the young narrators of the poem. Annie gathers the children around the fire and tells spooky tales of goblins that come for children who disobey their parents and teachers and don't help the needy.

### Vocabulary

- **Orphant:** Orphan.
- **Sober:** Serious, sensible, and somber.
- **Boisterous:** Noisy, energetic, and cheerful; rowdy.
- **Hearth:** The floor of a fireplace.
- **Board:** The provision of regular meals when one stays somewhere, in return for payment or service.
- **Keep:** Food, clothes, and other essentials for living.
- **Gobble-uns:** Goblins.
- **Wunst:** Once.
- **Wuz/Wuzn't:** Was/Wasn't.
- **Kivvers:** Covers.
- **Rafter-room:** Attic.
- **Cubby-hole:** A small, enclosed compartment or room.
- **'ud:** Who'd.
- **Allus:** Always.
- **Ever' one:** Everyone.
- **Mocked:** Teased in a scornful or contemptuous manner.
- **Lamp-wick:** A strip of material up which liquid fuel is drawn to the flame in a lamp.
- **Sputters:** Make a series of soft explosive sounds, typically when being heated.
- **Squenched:** Extinguished or put out.
- **Churish:** Cherish.
- **Pore (Poor):** Lacking sufficient money to live at a standard considered comfortable or normal.

### Poet

1. James Whitcomb Riley was born in 1849 in Greenfield, Indiana.
2. Find Riley's birth state of Indiana (IN - The Hoosier State) on the map of the continental United States.

## SECOND GRADE POETRY LESSON GUIDE

- Riley had five siblings. His mother taught him to read at home before sending him to school. He frequently got into trouble at school and did not like his teachers, which he later wrote about in his poems.
- Riley wrote approximately 1000 poems during his lifetime and became famous by going on poetry tours across America.
- Riley was known as the 'Hoosier poet.' A 'Hoosier' is a native or inhabitant of Indiana. Some of Riley's poems were written in a Hoosier dialect, including 'The Raggedy Man', 'Little Orphant Annie', and 'When the Frost is on the Punkin.'
- Riley suffered from alcoholism and never married or had children. Riley died in 1916 at the age of 66 in Indianapolis, Indiana.



### Enrichment Activities

#### Activity 1: Recite the Title, the Poet's Name, and the Poem

Each day this week, recite aloud the title of the poem, the name of the poet, and the poem.

#### Activity 2: Can You Find It?

Find the following in the poem picture: Little Orphant Annie, Poem Narrators, Kettle, Hearth, Candlesticks, Shadows, Dishes, Smoke, Suspenders, Chair



### Activity 3: Narrate the Poem

After reading or listening to the poem, narrate the poem events aloud using your own words.

### Activity 4: Color the Poem

Complete page 11 of 'Poetry Coloring Pages for Second Grade.'

### Activity 5: Learn the History Behind the Poem

- 'Little Orphant Annie is based on an orphan named Mary Alice 'Allie' Smith that came to live with James Whitcomb Riley's family. See below a picture of Allie.
- Riley originally titled the poem, 'Little Orphant Allie', but a mistake made during printing the poem changed the name to 'Little Orphant Annie.'
- The 'Little Orphan Annie' comic strip and the Raggedy Ann doll were named after 'Little Orphant Annie.'

### Review Questions

1. **What is the title of the poem?** The title of the poem is 'Little Orphant Annie.'
2. **What is the name of the poet who wrote 'Little Orphant Annie?'** The name of the poet is James Whitcomb Riley.
3. **What happens in the poem?** The poem introduces an orphan named Annie who tells tales of goblins that come for children who don't mind their parents and teachers and don't help the needy.
4. **Where does the poem take place?** The poem takes place at the home of the young narrators where Little Orphant Annie has come to stay.
5. **Who are the characters in the poem?** The characters include Little Orphant Annie, the young narrators listening to Annie's tales, the goblins, the naughty children, parents, teachers, and the needy.
6. **Does the poem teach us anything?** The poem reminds children to respect their parents and teachers and to be kind to the needy.

## Lesson 10 Guide: When the Frost is on the Punkin

by James Whitcomb Riley

### Directions

Study the poem for one week.

Over the week:

- Read or listen to the poem.
- Review the synopsis.
- Study the vocabulary words.
- Read about the poet.
- Complete the enrichment activities.
- Discuss the review questions.



### Synopsis

The poem praises the sights, sounds, sensations, and foods of farm life during the autumn season.

### Vocabulary

- **Punkin:** Pumpkin.
- **Fodder:** Animal feed such as corn or other grain.
- **Shock:** Grain such as corn or wheat stacked in upright piles for drying.
- **Atmusfere:** Atmosphere.
- **Airly:** Early.
- **Tossels (Corn Tassels):** A tuft of loosely hanging threads.
- **Medder:** Meadow.
- **Reaper:** A tool or machine that harvests a crop.
- **Wimmern:** Women.
- **Mince (Mincemeat):** A mixture of currants, raisins, sugar, apples, candied citrus peel, spices, and suet, typically baked in a pie.
- **'commodate:** Accommodate.

### Poet

1. James Whitcomb Riley was born in 1849 in Greenfield, Indiana.
2. Find Riley's birth state of Indiana (IN - The Hoosier State) on the map of the continental United States.
3. Riley had five siblings. His mother taught him to read at home before sending him to school. He frequently got into trouble at school and did not like his teachers, which he later wrote about in his poems.
4. Riley wrote approximately 1000 poems during his lifetime and became famous by going on poetry tours across America.
5. Riley was known as the 'Hoosier poet.' A 'Hoosier' is a native or inhabitant of Indiana. Some of Riley's poems were written in a Hoosier dialect, including 'The Raggedy Man', 'Little Orphant Annie', and 'When the Frost is on the Punkin.'
6. Riley suffered from alcoholism and never married or had children. Riley died in 1916 at the age of 66 in Indianapolis, Indiana.

## SECOND GRADE POETRY LESSON GUIDE




### Enrichment Activities

#### Activity 1: Recite the Title, the Poet's Name, and the Poem

Each day this week, recite aloud the title of the poem, the name of the poet, and the poem.

#### Activity 2: Can You Find It?

Find the following in the poem picture below: Narrator, Pumpkins, Corn Husks, Corn Shocks, Field



#### Activity 3: Narrate the Poem

After reading or listening to the poem, narrate the poem events aloud using your own words.

#### Activity 4: Color the Poem

Complete page 12 of 'Poetry Coloring Pages for Second Grade.'

#### Activity 5: Take a Morning Walk and Write a Poem

- One morning this week, read the poem for inspiration and then take a walk.
- Take note of the sights and sounds of nature during your stroll.

## SECOND GRADE POETRY LESSON GUIDE

- Write a poem based on anything beautiful or inspiring about nature that you saw during your morning walk.

### Review Questions

1. **What is the title of the poem?** The title of the poem is 'When the Frost is on the Punkin.'
2. **What is the name of the poet who wrote 'When the Frost is on the Punkin?'** The name of the poet is James Whitcomb Riley.
3. **What happens in the poem?** The poem celebrates the sights, sounds, sensations, and foods of farm life during fall.
4. **Where does the poem take place?** The poem takes place outside on a farm that grows pumpkins and corn and raises animals.
5. **Who are the characters in the poem?** The characters are the narrator and the angelic women who bake delicious dishes out of harvest foods.
6. **Does the poem teach us anything?** The poem reminds us to appreciate and celebrate the beauty of the fall season.

## Lesson 11 Guide: Hunting Weather

by Mary Austin

### Directions

Study the poem for one week.

Over the week:

- Read or listen to the poem.
- Review the synopsis.
- Study the vocabulary words.
- Read about the poet.
- Complete the enrichment activities.
- Discuss the review questions.



### Synopsis

The poem lists animal behaviors that signify the beginning of hunting weather.

### Vocabulary

- **Reedy:** Full of or edged with reeds.
- **Reed:** A tall, slender-leaved plant of the grass family that grows in water or on marshy ground.
- **Marsh:** An area of low-lying land that is flooded in wet seasons or at high tide, and typically remains waterlogged at all times.
- **Mallard:** The most common duck of the northern hemisphere.
- **Drakes:** Male ducks.
- **Flock:** Congregate or mass in a flock or large group.

### Poet

1. Mary Hunter Austin was born in 1868 in Carlinville, Illinois. See her picture below.
2. Find Austin's birth state of Illinois (IL) on the map of the continental United States.
3. Austin had five siblings. After Austin graduated from college, her family moved to California to establish a homestead. The United States Homestead Act of 1862 offered 160 acres of land to any citizens willing to live on and farm the land for five years.
4. Austin wrote poems, plays, and novels over her lifetime. She also helped to establish two theaters.
5. Austin had a mountain named after her. Mount Mary Austin is in California.
6. Austin died in 1934 at the age of 66 in Santa Fe, New Mexico.



## SECOND GRADE POETRY LESSON GUIDE



### Enrichment Activities

#### Activity 1: Recite the Title, the Poet's Name, and the Poem

Each day this week, recite aloud the title of the poem, the name of the poet, and the poem.

#### Activity 2: Study the Poem Picture

Study the poem picture, and describe how it relates to the poem.



#### Activity 3: Narrate the Poem

After reading or listening to the poem, narrate the poem events aloud using your own words.

#### Activity 4: Color the Poem

Complete page 13 of 'Poetry Coloring Pages for Second Grade.'

### Review Questions

1. **What is the title of the poem?** The title of the poem is 'Hunting Weather.'
2. **What is the name of the poet who wrote 'Hunting Weather?'** The name of the poet is Mary Austin.
3. **What happens in the poem?** The poem lists animal behaviors that signify the arrival of hunting weather.
4. **Where does the poem take place?** The poem takes place outside in various animal habitats.
5. **Who are the characters in the poem?** The characters are the narrator and the animals.
6. **Does the poem teach us anything?** The poem teaches us that animal behavior changes with the seasons.
7. **Per the poem, which animal behaviors signify the arrival of hunting weather?** The poem describes wild geese flying low, mallard drakes crying in the marshes, cattle moving down from high hills, and blackbirds grouping together as signs of hunting weather.

## Lesson 12 Guide: Signs of Spring

by Mary Austin

### Directions

Study the poem for one week.

Over the week:

- Read or listen to the poem.
- Review the synopsis.
- Study the vocabulary words.
- Read about the poet.
- Complete the enrichment activities.
- Discuss the review questions.



### Synopsis

The poem describes flowers growing, blackbirds and sparrows in trees and bushes, budding orchard trees, green things growing, poppies blooming, and woolly clouds creeping.

### Vocabulary

- **Sedge:** A grasslike plant with triangular stems and inconspicuous flowers, growing typically in wet ground.
- **Poplar:** A tall, fast-growing tree of north temperate regions, widely grown in shelter belts and for timber and pulp.
- **Orchard:** A piece of land planted with fruit trees.
- **Pasture:** Land covered with grass and other low plants suitable for grazing animals, especially cattle or sheep.
- **Bluff:** A steep cliff.
- **Foothills:** A low hill at the base of a mountain or mountain range.
- **Woolly:** Resembling wool in texture or appearance. Fluffy, shaggy, or hairy.

### Poet

1. Mary Hunter Austin was born in 1868 in Carlinville, Illinois. See her picture below.
2. Find Austin's birth state of Illinois (IL) on the map of the continental United States.
3. Austin had five siblings. After Austin graduated from college, her family moved to California to establish a homestead. The United States Homestead Act of 1862 offered 160 acres of land to any citizens willing to live on and farm the land for five years.
4. Austin wrote poems, plays, and novels over her lifetime. She also helped to establish two theaters.
5. Austin had a mountain named after her. Mount Mary Austin is in California.
6. Austin died in 1934 at the age of 66 in Santa Fe, New Mexico.

## SECOND GRADE POETRY LESSON GUIDE



### Enrichment Activities

#### Activity 1: Recite the Title, the Poet's Name, and the Poem

Each day this week, recite aloud the title of the poem, the name of the poet, and the poem.

#### Activity 2: Study the Poem Picture

Study the poem picture, and describe how it relates to the poem.



#### Activity 3: Narrate the Poem

After reading or listening to the poem, narrate the poem events aloud using your own words.

#### Activity 4: Color the Poem

Complete page 14 of 'Poetry Coloring Pages for Second Grade.'

## SECOND GRADE POETRY LESSON GUIDE

### Activity 5: Sketch Flowers Mentioned in the Poem

One day this week, study the flowers below and sketch or color them. Label each flower with its name (Flower names and pictures are in the same order): Cream Cup, Butter-cup, Dandelion, Sedges, Poppies:



### Review Questions

1. **What is the title of the poem?** The title of the poem is 'Signs of Spring.'
2. **What is the name of the poet who wrote 'Signs of Spring?'** The name of the poet is Mary Austin.
3. **What happens in the poem?** The poem lists changes in plant and animal life that signify the arrival of spring.
4. **Where does the poem take place?** The poem takes place outside.
5. **Who are the characters in the poem?** The characters are the narrator and the animals.
6. **Does the poem teach us anything?** The poem teaches us that plants and animals change with the seasons.
7. **Per the poem, what are the signs of spring?** The poem describes flowers growing, blackbirds and sparrows in trees and bushes, budding orchard trees, green things growing, poppies blooming, and woolly clouds creeping.

## Lesson 13 Guide: The Sandhill Crane

by Mary Austin

### Directions

Study the poem for one week.

Over the week:

- Read or listen to the poem.
- Review the synopsis.
- Study the vocabulary words.
- Read about the poet.
- Complete the enrichment activities.
- Discuss the review questions.



### Synopsis

When the frogs and fishes hear the sandhill crane coming, they hide to save their lives.

### Vocabulary

- **Crane:** A tall, long-legged, long-necked bird.
- **Weir:** A low dam built across a river to raise the level of water upstream or regulate its flow.
- **Tules:** Large, grasslike water plants that are abundant in marshy areas of California.
- **Scuttle:** Run hurriedly or furtively with short quick steps.

### Poet

1. Mary Hunter Austin was born in 1868 in Carlinville, Illinois. See her picture below.
2. Find Austin's birth state of Illinois (IL) on the map of the continental United States.
3. Austin had five siblings. After Austin graduated from college, her family moved to California to establish a homestead. The United States Homestead Act of 1862 offered 160 acres of land to any citizens willing to live on and farm the land for five years.
4. Austin wrote poems, plays, and novels over her lifetime. She also helped to establish two theaters.
5. Austin had a mountain named after her. Mount Mary Austin is in California.
6. Austin died in 1934 at the age of 66 in Santa Fe, New Mexico.



## SECOND GRADE POETRY LESSON GUIDE

### Enrichment Activities

#### Activity 1: Recite the Title, the Poet's Name, and the Poem

Each day this week, recite aloud the title of the poem, the name of the poet, and the poem.

#### Activity 2: Study the Poem Picture

Study the poem picture, and describe how it relates to the poem.



#### Activity 3: Narrate the Poem

After reading or listening to the poem, narrate the poem events aloud using your own words.

#### Activity 4: Color the Poem

Complete page 15 of 'Poetry Coloring Pages for Second Grade.'

## SECOND GRADE POETRY LESSON GUIDE

### Review Questions

1. **What is the title of the poem?** The title of the poem is 'The Sandhill Crane.'
2. **What is the name of the poet who wrote 'Hunting Weather?'** The name of the poet is Mary Austin.
3. **What happens in the poem?** The poem describes how frogs and fishes scramble out of sight when the sandhill crane approaches.
4. **Where does the poem take place?** The poem takes place outdoors near water.
5. **Who are the characters in the poem?** The characters are the sandhill crane, frogs, and fishes.
6. **Does the poem teach us anything?** The poem teaches us that there are predators and prey in life.
7. **Why do the frogs and fishes hide from the sandhill crane?** The frogs and fishes are afraid they will be eaten by the sandhill crane.



## Lesson 14 Guide: Blue-Eyed Grass

by Mary Austin

### Directions

Study the poem for one week.

Over the week:

- Read or listen to the poem.
- Review the synopsis.
- Study the vocabulary words.
- Read about the poet.
- Complete the enrichment activities.
- Discuss the review questions.



### Synopsis

The poem describes the sights and sounds that signify the arrival of summer.

### Vocabulary

- **Yarrow:** A plant of the daisy family, with feathery leaves and heads of small white, yellow, or pink aromatic flowers.
- **Cattail:** A tall, reedlike marsh plant with straplike leaves and a dark brown, velvety cylindrical head of numerous tiny flowers.
- **Linnet:** A mainly brown and gray bird with a reddish breast and forehead.
- **Laden:** Heavily loaded or weighed down.
- **Milkweed:** A herbaceous American plant with milky sap.

### Poet

1. Mary Hunter Austin was born in 1868 in Carlinville, Illinois. See her picture below.
2. Find Austin's birth state of Illinois (IL) on the map of the continental United States.
3. Austin had five siblings. After Austin graduated from college, her family moved to California to establish a homestead. The United States Homestead Act of 1862 offered 160 acres of land to any citizens willing to live on and farm the land for five years.
4. Austin wrote poems, plays, and novels over her lifetime. She also helped to establish two theaters.
5. Austin had a mountain named after her. Mount Mary Austin is in California.
6. Austin died in 1934 at the age of 66 in Santa Fe, New Mexico.

## SECOND GRADE POETRY LESSON GUIDE



### Enrichment Activities

#### Activity 1: Recite the Title, the Poet's Name, and the Poem

Each day this week, recite aloud the title of the poem, the name of the poet, and the poem.

#### Activity 2: Study the Poem Picture

Study the poem picture, and describe how it relates to the poem.



#### Activity 3: Narrate the Poem

After reading or listening to the poem, narrate the poem events aloud using your own words.

#### Activity 4: Color the Poem

Complete page 16 of 'Poetry Coloring Pages for Second Grade.'

## SECOND GRADE POETRY LESSON GUIDE

### Activity 5: Sketch the Life Forms Mentioned in the Poem

One day this week, study the life forms below and sketch or color them. Label each with its name: Yarrow, Cattails, Linnet, Milkweed



### Review Questions

1. **What is the title of the poem?** The title of the poem is 'Blue-Eyed Grass.'
2. **What is the name of the poet who wrote 'Blue-Eyed Grass?'** The name of the poet is Mary Austin.
3. **What happens in the poem?** The poem describes the sights and sounds that signify the arrival of summer.
4. **Where does the poem take place?** The poem takes place outside.
5. **Does the poem teach us anything?** The poem teaches us some of the sights and sounds of summer.
6. **Per the poem, what are the signs that summer has arrived?** The signs that summer has arrived include the appearance of blooming flowers such as blue-eyed grass and yarrow, plants such as cattails and milkweeds, and animals such as linnets, blackbirds, and bees.

## Lesson 15 Guide: Prairie-Dog Town

by Mary Austin

### Directions

Study the poem for one week.

Over the week:

- Read or listen to the poem.
- Review the synopsis.
- Study the vocabulary words.
- Read about the poet.
- Complete the enrichment activities.
- Discuss the review questions.



### Synopsis

Peter Prairie-Dog builds an underground house in Prairie-Dog Town. His underground house is dark and quiet. To protect himself and his home, he stays still and upright like a stick when he sees anyone above ground.

### Vocabulary

- **Prairie Dog:** A gregarious ground squirrel that lives in interconnected burrows.
- **Cellar:** A room below ground level in a house, typically one used for storing wine or coal.
- **Arch:** A curved symmetrical structure spanning an opening and typically supporting the weight of a bridge, roof, or wall above it.
- **Mound:** A rounded mass projecting above a surface.
- **Spark:** A small fiery particle thrown off from a fire.

### Poet

1. Mary Hunter Austin was born in 1868 in Carlinville, Illinois. See her picture below.
2. Find Austin's birth state of Illinois (IL) on the map of the continental United States.
3. Austin had five siblings. After Austin graduated from college, her family moved to California to establish a homestead. The United States Homestead Act of 1862 offered 160 acres of land to any citizens willing to live on and farm the land for five years.
4. Austin wrote poems, plays, and novels over her lifetime. She also helped to establish two theaters.
5. Austin had a mountain named after her. Mount Mary Austin is in California.
6. Austin died in 1934 at the age of 66 in Santa Fe, New Mexico.

## SECOND GRADE POETRY LESSON GUIDE



### Enrichment Activities

#### Activity 1: Recite the Title, the Poet's Name, and the Poem

Each day this week, recite aloud the title of the poem, the name of the poet, and the poem.

#### Activity 2: Study the Poem Picture

Study the poem picture, and describe how it relates to the poem.



#### Activity 3: Narrate the Poem

After reading or listening to the poem, narrate the poem events aloud using your own words.

#### Activity 4: Color the Poem

Complete page 17 of 'Poetry Coloring Pages for Second Grade.'

**Review Questions**

1. **What is the title of the poem?** The title of the poem is 'Prairie-Dog Town.'
2. **What is the name of the poet who wrote 'Prairie-Dog Town?'** The name of the poet is Mary Austin.
3. **What happens in the poem?** Peter Prairie-Dog builds an underground home in Prairie-Dog Town.
4. **Where does the poem take place?** The poem takes place outside at Prairie-Dog Town.
5. **Who are the characters in the poem?** The character is Peter Prairie-Dog.
6. **Does the poem teach us anything?** The poem teaches us that prairie dogs live in burrows under the ground. They often live together in large towns.
7. **What does Peter Prairie-Dog do when he sees anyone above ground?** When Peter Prairie-Dog sees anyone above ground, he stands still like a stick.'

## Lesson 16 Guide: Wynken, Blynken, and Nod


by Eugene Field

### Directions

Study the poem for one week.

Over the week:

- Read or listen to the poem.
- Review the synopsis.
- Study the vocabulary words.
- Read about the poet.
- Complete the enrichment activities.
- Discuss the review questions.



### Synopsis

Wynken, Blynken, and Nod ride in a wooden shoe to fish in a beautiful sea. In the final stanza, the poem reveals Wynken and Blynken are the eyes of a sleeping child, Nod is the child's head, and the wooden shoe is the child's trundle-bed.

### Vocabulary

- **Crystal:** A highly transparent glass.
- **Dew:** Tiny drops of water that form on cool surfaces at night.
- **Herring:** A silvery food fish.
- **Ruffled:** Disturb the smoothness or tranquility of.
- **Foam:** A mass of small bubbles.
- **Trundle-bed:** A low bed on wheels that can be stored under a larger bed.

### Poet

1. Eugene Field was born in 1850 in Saint Louis, Illinois.
2. Zoom in and find Field's birth state of Illinois (IL) on the map of the continental United States on the next page.
3. Field was afraid of the dark as a boy and hated studying. His mother died when he was six, and his father sent him to live on his cousin's farm.
4. Field wrote his first poem on the farm about his cousin's dog, Fido.
5. Field married young and had eight children, five of which survived beyond childhood.
6. Field published poems beginning in 1879, when he was 29. One of his most famous poems is, 'Wynken, Blynken, and Nod'.
7. Field died of a heart attack at the age of 45 in Chicago, Illinois.

## SECOND GRADE POETRY LESSON GUIDE



### Enrichment Activities

#### Activity 1: Recite the Title, the Poet's Name, and the Poem

Each day this week, recite aloud the title of the poem, the name of the poet, and the poem.

#### Activity 2: Study the Poem Picture

Study the poem picture, and describe how it relates to the poem.



#### Activity 3: Narrate the Poem

After reading or listening to the poem, narrate the poem events aloud using your own words.

#### Activity 4: Color the Poem

Complete page 18 of 'Poetry Coloring Pages for Second Grade.'



### Review Questions

1. **What is the title of the poem?** The title of the poem is 'Wynken, Blynken, and Nod.'
2. **What is the name of the poet who wrote 'Wynken, Blynken, and Nod?'** The name of the poet is Eugene Field.
3. **What happens in the poem?** Wynken, Blynken, and Nod ride in a wooden shoe to fish silver in a beautiful sea. At the end, the poem reveals Wynken and Blynken are the eyes of a sleeping child, Nod is the child's head, and the wooden shoe is the child's trundle-bed.
4. **Where does the poem take place?** The poem takes place in a little boy's bedroom.
5. **Who are the characters in the poem?** The character is a little boy (and his Wynken, Blynken, and Nod).
6. **Does the poem teach us anything?** The poem suggests that we can have magical, wondrous dreams as we sleep.

## Lesson 17 Guide: Japanese Lullaby


by Eugene Field

### Directions

Study the poem for one week.

Over the week:

- Read or listen to the poem.
- Review the synopsis.
- Study the vocabulary words.
- Read about the poet.
- Complete the enrichment activities.
- Discuss the review questions.



### Synopsis

A lullaby poem describes the beauty of the night and encourages 'little pigeons' to sleep.

### Vocabulary

- **Pigeon:** A stout seed- or fruit-eating bird with a small head, short legs, and a cooing voice, typically having gray and white plumage.
- **Velvet:** A closely woven fabric of silk, cotton, or nylon, that has a thick short pile.
- **Yonder:** At some distance in the direction indicated; over there.
- **Dew:** Tiny drops of water that form on cool surfaces at night.
- **Moonbeam:** A ray of moonlight.
- **Anguish:** Severe mental or physical pain or suffering.
- **Mournful:** Feeling, expressing, or inducing sadness, regret, or grief.
- **Darling:** Used as an affectionate form of address to a beloved person.

### Poet

1. Eugene Field was born in 1850 in Saint Louis, Illinois.
2. Zoom in and find Field's birth state of Illinois (IL) on the map of the continental United States on the next page.
3. Field was afraid of the dark as a boy and hated studying. His mother died when he was six, and his father sent him to live on his cousin's farm.
4. Field wrote his first poem on the farm about his cousin's dog, Fido.
5. Field married young and had eight children, five of which survived beyond childhood.
6. Field published poems beginning in 1879, when he was 29. One of his most famous poems is, 'Wynken, Blynken, and Nod'.
7. Field died of a heart attack at the age of 45 in Chicago, Illinois.

## SECOND GRADE POETRY LESSON GUIDE



### Enrichment Activities

#### Activity 1: Recite the Title, the Poet's Name, and the Poem

Each day this week, recite aloud the title of the poem, the name of the poet, and the poem.

#### Activity 2: Study the Poem Picture

Study the poem picture, and describe how it relates to the poem.



#### Activity 3: Narrate the Poem

After reading or listening to the poem, narrate the poem events aloud using your own words.

#### Activity 4: Color the Poem

Complete page 19 of 'Poetry Coloring Pages for Second Grade.'

**Review Questions**

1. **What is the title of the poem?** The title of the poem is 'Japanese Lullaby.'
2. **What is the name of the poet who wrote 'Japanese Lullaby?'** The name of the poet is Eugene Field.
3. **What happens in the poem?** The lullaby poem describes the beauty of the night and encourages 'little pigeons' to sleep.
4. **Where does the poem take place?** The poem most likely takes place in a child's bedroom.
5. **Who are the characters in the poem?** The characters include the little pigeon, the mother-bird, and the narrator.
6. **Does the poem teach us anything?** The poem teaches us that the night can be beautiful, magical, and restful.

## Lesson 18 Guide: The Sugar Plum Tree


by Eugene Field

### Directions

Study the poem for one week.

Over the week:

- Read or listen to the poem.
- Review the synopsis.
- Study the vocabulary words.
- Read about the poet.
- Complete the enrichment activities.
- Discuss the review questions.



### Synopsis

The lovely Sugar-Plum Tree grows delicious sweets that make children happy. The tree is too tall for people to reach the candy. To get the candy, people must ask the gingerbread dog below the tree to bark, which scares the chocolate cat in the tree into knocking down the candy.

### Vocabulary

- **Renown:** Famous or well-known.
- **Wondrously:** Amazingly or delightfully.
- **Boughs:** Branches of a tree.
- **Contrive:** Create or bring about an object or a situation by deliberate use of skill and artifice.
- **Zest:** Great enthusiasm and energy.
- **Agog:** Eager or curious to hear or see something.
- **Cavorting:** Jumping or dancing around excitedly.

### Poet

1. Eugene Field was born in 1850 in Saint Louis, Illinois.
2. Zoom in and find Field's birth state of Illinois (IL) on the map of the continental United States on the next page.
3. Field was afraid of the dark as a boy and hated studying. His mother died when he was six, and his father sent him to live on his cousin's farm.
4. Field wrote his first poem on the farm about his cousin's dog, Fido.
5. Field married young and had eight children, five of which survived beyond childhood.
6. Field published poems beginning in 1879, when he was 29. One of his most famous poems is, 'Wynken, Blynken, and Nod'.
7. Field died of a heart attack at the age of 45 in Chicago, Illinois.

## SECOND GRADE POETRY LESSON GUIDE



### Enrichment Activities

#### Activity 1: Recite the Title, the Poet's Name, and the Poem

Each day this week, recite aloud the title of the poem, the name of the poet, and the poem.

#### Activity 2: Study the Poem Picture

Study the poem picture, and describe how it relates to the poem.



#### Activity 3: Narrate the Poem

After reading or listening to the poem, narrate the poem events aloud using your own words.

#### Activity 4: Color the Poem

Complete page 20 of 'Poetry Coloring Pages for Second Grade.'

### Review Questions

1. **What is the title of the poem?** The title of the poem is 'The Sugar Plum Tree.'
2. **What is the name of the poet who wrote 'The Sugar Plum Tree?'** The name of the poet is Eugene Field.
3. **What happens in the poem?** The lovely Sugar-Plum Tree grows delicious sweets that make children happy. People must enlist the help of the chocolate cat and gingerbread dog to get the candy.
4. **Where does the poem take place?** The poem takes place in the garden of Shut-Eye Town on the shore of the Lollypop sea.
5. **Who are the characters in the poem?** The characters are the children, the chocolate cat, the gingerbread dog, and the narrator.
6. **Does the poem teach us anything?** The poem teaches us that sometimes you must be creative and enlist the help of others to achieve a goal.

## Lesson 19 Guide: The Duel


by Eugene Field

### Directions

Study the poem for one week.

Over the week:

- Read or listen to the poem.
- Review the synopsis.
- Study the vocabulary words.
- Read about the poet.
- Complete the enrichment activities.
- Discuss the review questions.



### Synopsis

An old Dutch clock and Chinese plate tell the narrator a terrible tale about a battle between a gingham dog and a calico cat. Neither the cat nor the dog win their fight. Instead, both the dog and cat disappear forever, having eaten each other up.

### Vocabulary

- **Gingham:** Lightweight plain-woven cotton cloth, typically checked in white and a bold color.
- **Calico:** Multicolored or mottled.
- **Dutch:** Relating to the Netherlands, its people, or their language
- **Chinese** Relating to China or its language, culture, or people.
- **Spat:** A petty quarrel.
- **Wallowed:** Rolled from side to side.

### Poet

1. Eugene Field was born in 1850 in Saint Louis, Illinois.
2. Zoom in and find Field's birth state of Illinois (IL) on the map of the continental United States on the next page.
3. Field was afraid of the dark as a boy and hated studying. His mother died when he was six, and his father sent him to live on his cousin's farm.
4. Field wrote his first poem on the farm about his cousin's dog, Fido.
5. Field married young and had eight children, five of which survived beyond childhood.
6. Field published poems beginning in 1879, when he was 29. One of his most famous poems is, 'Wynken, Blynken, and Nod'.
7. Field died of a heart attack at the age of 45 in Chicago, Illinois.



## SECOND GRADE POETRY LESSON GUIDE



### Enrichment Activities

#### Activity 1: Recite the Title, the Poet's Name, and the Poem

Each day this week, recite aloud the title of the poem, the name of the poet, and the poem.

#### Activity 2: Study the Poem Picture

Study the poem picture, and describe how it relates to the poem.



#### Activity 3: Narrate the Poem

After reading or listening to the poem, narrate the poem events aloud using your own words.

#### Activity 4: Color the Poem

Complete page 21 of 'Poetry Coloring Pages for Second Grade.'

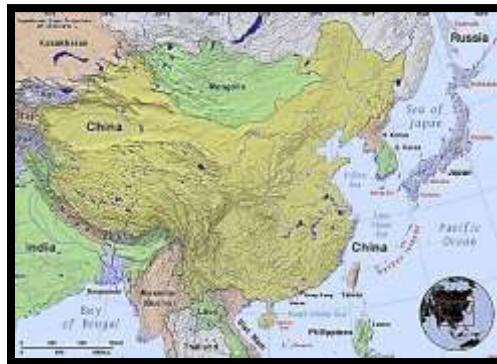
#### Activity 5: Map the Poem

- The poem features a Dutch plate from the Netherlands and a Chinese clock from China.
- Study the map of Europe below, and find the Netherlands.

## SECOND GRADE POETRY LESSON GUIDE



- Study the map of eastern Asia below, and find China.



### Review Questions

1. **What is the title of the poem?** The title of the poem is 'The Duel.'
2. **What is the name of the poet who wrote 'The Duel?'** The name of the poet is Eugene Field.
3. **What happens in the poem?** A gingham dog and a calico cat fight a battle that they both lose.
4. **Where does the poem take place?** The poem most likely takes place in a house or other building.
5. **Who are the characters in the poem?** The characters are the gingham dog, the calico cat, the narrator, an old Dutch clock, a Chinese plate, and gossiping folks.
6. **Does the poem teach us anything?** The poem teaches us that some battles are senseless and not worth fighting - for no one wins.

## Lesson 20 Guide: Jest 'Fore Christmas

by Eugene Field

### Directions

Study the poem for one week.

Over the week:

- Read or listen to the poem.
- Review the synopsis.
- Study the vocabulary words.
- Read about the poet.
- Complete the enrichment activities.
- Discuss the review questions.



### Synopsis

The poem narrator discusses how he is a mischievous troublemaker throughout the year with one exception - he's extra good right before Christmas to ensure he receives presents under the tree.

### Vocabulary

- **Fellers:** Fellows.
- **Fauntleroy:** An excessively well-mannered or elaborately dressed young boy.
- **Chawnk (Chuck):** Throw something carelessly or casually.
- **Castor-ile (Castor Oil):** A pale yellow oil obtained from castor beans, used to incite vomiting.
- **Clipper Sled:** Wooden snow sleds with metal rails.
- **Laff:** Laugh.
- **Larrup:** Thrash or whip.
- **Missionarer (Missionary):** A person sent on a religious mission, especially one sent to promote Christianity in a foreign country.
- **Cannibuls (Cannibals):** People who eats the flesh of other human beings.
- **Ceylon's Isle:** The island of Sri Lanka, located off the eastern coast of India.
- **Prospeck (Prospect):** An extensive view of landscape.
- **Vile:** Extremely unpleasant or wicked.
- **Wild West Show:** A show featuring fictionalized scenes and events from the American western frontier (e.g. cowboys on horses, American Indians, herding cattle).
- **Daniel Boone:** An American frontiersman who explored and established a settlement on land that is now Kentucky.
- **Buff'lo Bill:** An 1800s-era guide, pony express rider, buffalo hunter, and showman from the wild west of America.
- **Perlite:** Polite
- **Bresh:** Brush.
- **Pantaloons:** Women's baggy trousers gathered at the ankles.

### Poet

1. Eugene Field was born in 1850 in Saint Louis, Illinois.
2. Zoom in and find Field's birth state of Illinois (IL) on the map of the continental United States on the next page.

## SECOND GRADE POETRY LESSON GUIDE

3. Field was afraid of the dark as a boy and hated studying. His mother died when he was six, and his father sent him to live on his cousin's farm.
4. Field wrote his first poem on the farm about his cousin's dog, Fido.
5. Field married young and had eight children, five of which survived beyond childhood.
6. Field published poems beginning in 1879, when he was 29. One of his most famous poems is, 'Wynken, Blynken, and Nod'.
7. Field died of a heart attack at the age of 45 in Chicago, Illinois.



### Enrichment Activities

#### Activity 1: Recite the Title, the Poet's Name, and the Poem

Each day this week, recite aloud the title of the poem, the name of the poet, and the poem.

#### Activity 2: Study the Poem Picture

Study the poem picture, and describe how it relates to the poem.



#### Activity 3: Narrate the Poem

After reading or listening to the poem, narrate the poem events aloud using your own words.

#### Activity 4: Color the Poem

Complete page 22 of 'Poetry Coloring Pages for Second Grade.'

## SECOND GRADE POETRY LESSON GUIDE

### Activity 5: Map the Poem

- The narrator mentions his great uncle was a missionary in Ceylon's Isle, the present-day island of Sri Lanka.
- Study the map of south-central Asia below.
- Find Sri Lanka. What ocean surrounds the island of Sri Lanka?



### Activity 6: Can You Find It?

- The poem narrator expresses admiration for Buffalo Bill, who was an 1800s-era guide, pony express rider, buffalo hunter, and showman from the wild west of America.
- Buffalo Bill and his rough riders toured the United States and Europe and put on Wild West Shows featuring settlers, cowboys, buffalos, and American Indians.
- Find the following in the Buffalo Bill poster: Buffalo Bill, Cowboys, Cowboy Hats, Handkerchiefs, Boots, Gun Holster, Rearing Horse, Galloping Horse, Manes, Saddle, Bridle, Stirrup, Cattle, Lasso



### Review Questions

1. **What is the title of the poem?** The title of the poem is 'Jest 'Fore Christmas.'
2. **What is the name of the poet who wrote 'Jest 'Fore Christmas?'** The name of the poet is Eugene Field.
3. **What happens in the poem?** A mischievous boy stops his troublemaking ways right before Christmas to ensure he receives presents.

## SECOND GRADE POETRY LESSON GUIDE

4. **Who are the characters in the poem?** The main characters include the boy narrator, his friends, his mother, his father, his dog, his grandmother, and the grocery man.
5. **Does the poem teach us anything?** The poem teaches us that people will (temporarily) change their behavior to get what they want.

## Lesson 21 Guide: Fifteen Men on the Dead Man's Chest

by Robert Louis Stevenson

### Directions

Study the poem for one week.

Over the week:

- Read or listen to the poem.
- Review the synopsis.
- Study the vocabulary words.
- Read about the poet.
- Complete the enrichment activities.
- Discuss the review questions.



### Synopsis

The poem is a sea song found in Robert Louis Stevenson's book 'Treasure Island.' For many years, no one knew what Stevenson meant by the song. The hypothesis offered in 'Geographical', a publication of the Royal Geographical Society, is that the famous pirate, Blackbeard, marooned his misbehaving crew on the island of Dead Man's Chest in the British Virgin Islands [1]. Blackbeard gave each crew member a bottle of rum and a sword. The island had little water or food. Blackbeard hoped the men would die, but when Blackbeard returned 30 days later, 15 of the men were still alive.

### Vocabulary

- **Dead Man's Chest:** An island in the British Virgin Islands.
- **Yo-ho-ho:** A seaman's chant used while hauling ropes or performing other strenuous work.

### Poet

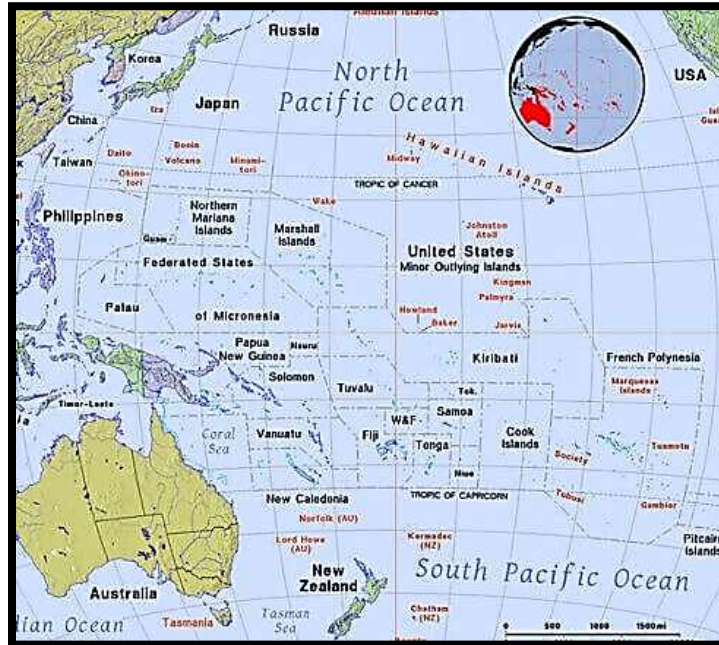
1. Robert Louis Stevenson was born in 1850 in Edinburgh, Scotland.
2. Zoom in and find Stevenson's birth country (UK) on the map of Europe.



3. Although his family was in the business of engineering lighthouses, Stevenson wanted to write from an early age.
4. Stevenson spent much of his life traveling around the world.

## SECOND GRADE POETRY LESSON GUIDE

5. In addition to poetry, Stevenson wrote famous books such as 'Treasure Island', 'Kidnapped', and 'Strange Case of Dr. Jekyll and Mr. Hyde.'
6. Stevenson died in 1894 at the age of 44 in the Samoan Islands.
7. Zoom in and find the Samoan Islands (Samoa) on the map of Oceania in the South Pacific below.



### Enrichment Activities

#### Activity 1: Recite the Title, the Poet's Name, and the Poem

Each day this week, recite aloud the title of the poem, the name of the poet, and the poem.

#### Activity 2: Can You Find It?

Find the following in the poem's picture: Shovel, Treasure Chest, Barrels, Daggers, Fighting Pirates, Spectator, Pirates, Red Sashes, Ocean, Sand, Moon, Tree



#### Activity 3: Narrate the Poem

After reading or listening to the poem, narrate the poem events aloud using your own words.

#### Activity 4: Color the Poem



## SECOND GRADE POETRY LESSON GUIDE

Complete page 23 of 'Poetry Coloring Pages for Second Grade.'

### Activity 5: Map the Poem

- Dead Man's Chest is an island in the Virgin Islands.
- Zoom in on the map of the Caribbean below, and find the Virgin Islands.



### Activity 6: Play Pirate Hide-and-Seek

- Have each person secretly hide a 'treasure' in or near your home and draw a map to the treasure. Make sure people do not know where other people's treasures are hidden.
- 'Treasure' might be anything: a toy, a baggie of pennies, etc.
- Exchange maps, and see who can follow their map to find their treasure.

### Review Questions

1. **What is the title of the poem?** The title of the poem is 'Fifteen Men on the Dead Man's Chest.'
2. **What is the name of the poet who wrote 'Fifteen Men on the Dead Man's Chest?'** The name of the poet is Robert Louis Stevenson.
3. **What happens in the poem?** The poem describes the fates of the men who the pirate Blackbeard marooned on Dead Man's Chest island.
4. **Where does the poem take place?** The poem takes place on Dead Man's Chest island.
5. **Who are the characters in the poem?** The characters are the marooned men who survived and those who perished on Dead Man's Chest island.

## Lesson 22 Guide: A Good Boy

by Robert Louis Stevenson

### Directions

Study the poem for one week.

Over the week:

- Read or listen to the poem.
- Review the synopsis.
- Study the vocabulary words.
- Read about the poet.
- Complete the enrichment activities.
- Discuss the review questions.



### Synopsis

The poem describes a day in the life of a happy boy.

### Vocabulary

- **Linen:** Garments or other household articles such as sheets made, or originally made, of linen.
- **Sleeps-in-by:** Sleep.
- **Fright:** A sudden intense feeling of fear.
- **Thrush:** A small or medium-sized songbird, typically having a brown back, spotted breast, and loud song.
- **Lilacs:** A shrub or small tree with fragrant violet, pink, or white blossoms.

### Poet

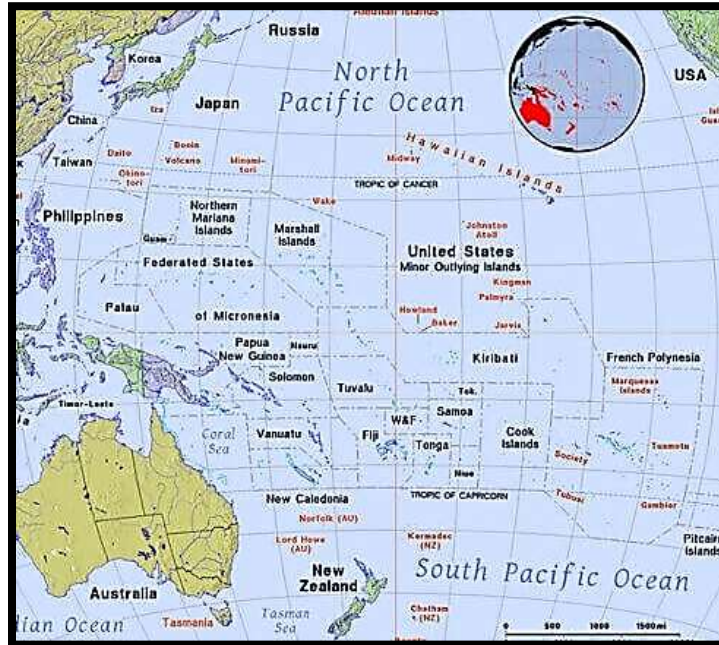
1. Robert Louis Stevenson was born in 1850 in Edinburgh, Scotland.
2. Zoom in and find Stevenson's birth country (UK) on the map of Europe.



3. Although his family was in the business of engineering lighthouses, Stevenson wanted to write from an early age.
4. Stevenson spent much of his life traveling around the world.

## SECOND GRADE POETRY LESSON GUIDE

5. In addition to poetry, Stevenson wrote famous books such as 'Treasure Island', 'Kidnapped', and 'Strange Case of Dr. Jekyll and Mr. Hyde.'
6. Stevenson died in 1894 at the age of 44 in the Samoan Islands.
7. Zoom in and find the Samoan Islands (Samoa) on the map of Oceania in the South Pacific below.



### Enrichment Activities

#### Activity 1: Recite the Title, the Poet's Name, and the Poem

Each day this week, recite aloud the title of the poem, the name of the poet, and the poem.

#### Activity 2: Can You Find It?

Study the poem picture, and describe how it relates to the poem.



#### Activity 3: Narrate the Poem

After reading or listening to the poem, narrate the poem events aloud using your own words.

## SECOND GRADE POETRY LESSON GUIDE

### Activity 4: Color the Poem

Complete page 24 of 'Poetry Coloring Pages for Second Grade.'

### Review Questions

1. **What is the title of the poem?** The title of the poem is 'A Good Boy.'
2. **What is the name of the poet who wrote 'A Good Boy?'** The name of the poet is Robert Louis Stevenson.
3. **What happens in the poem?** The poem describes a day in the life of a happy boy.
4. **Where does the poem take place?** The poem takes place in all the spots where the boy spends his day, from where he plays to where he sleeps.
5. **Who are the characters in the poem?** The character is the good boy, the narrator of the poem.
6. **Does the poem teach us anything?** The poem reminds us to have a happy, optimistic mindset and be thankful for what we have.

## Lesson 23 Guide: Windy Nights

by Robert Louis Stevenson

### Directions

Study the poem for one week.

Over the week:

- Read or listen to the poem.
- Review the synopsis.
- Study the vocabulary words.
- Read about the poet.
- Complete the enrichment activities.
- Discuss the review questions.



### Synopsis

The poem describes a man galloping back and forth during the night.

### Vocabulary

- **Gallop:** The fastest pace of a horse or other quadruped, with all the feet off the ground together in each stride.
- **Tossed:** Move or cause to move from side to side or back and forth.

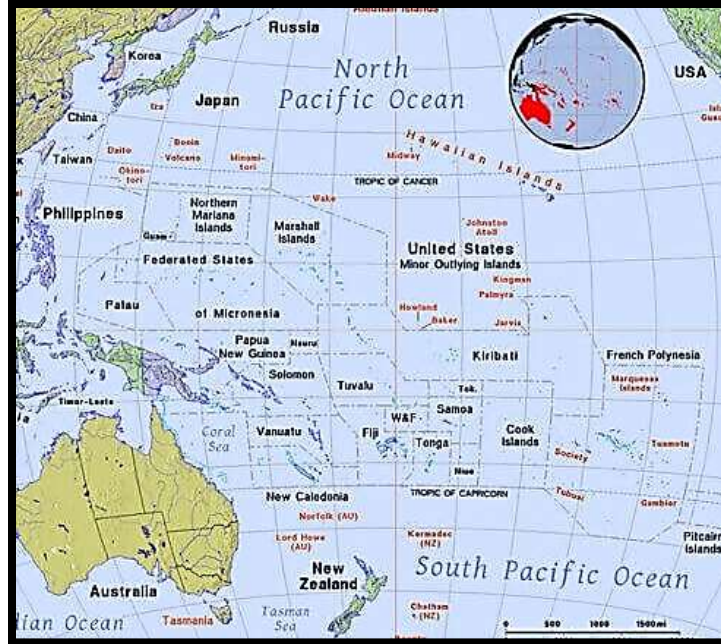
### Poet

1. Robert Louis Stevenson was born in 1850 in Edinburgh, Scotland.
2. Zoom in and find Stevenson's birth country (UK) on the map of Europe.



3. Although his family was in the business of engineering lighthouses, Stevenson wanted to write from an early age.
4. Stevenson spent much of his life traveling around the world.
5. In addition to poetry, Stevenson wrote famous books such as 'Treasure Island', 'Kidnapped', and 'Strange Case of Dr. Jekyll and Mr. Hyde.'
6. Stevenson died in 1894 at the age of 44 in the Samoan Islands.
7. Zoom in and find the Samoan Islands (Samoa) on the map of Oceania in the South Pacific below.

## SECOND GRADE POETRY LESSON GUIDE



### Enrichment Activities

#### Activity 1: Recite the Title, the Poet's Name, and the Poem

Each day this week, recite aloud the title of the poem, the name of the poet, and the poem.

#### Activity 2: Study the Poem Picture

Study the poem picture, and describe how it relates to the poem.



#### Activity 3: Narrate the Poem

After reading or listening to the poem, narrate the poem events aloud using your own words.

#### Activity 4: Color the Poem

Complete page 25 of 'Poetry Coloring Pages for Second Grade.'

### Review Questions

1. **What is the title of the poem?** The title of the poem is 'Windy Nights.'

## SECOND GRADE POETRY LESSON GUIDE

2. **What is the name of the poet who wrote 'Windy Nights?'** The name of the poet is Robert Louis Stevenson.
3. **What happens in the poem?** The poem describes a man galloping back and forth during the night.
4. **Who are the characters in the poem?** The characters are the narrator and the man riding the horse at night.
5. **Does the poem teach us anything?** The poem reminds us that there are intriguing mysteries all around us.

## Lesson 24 Guide: The Swing

by Robert Louis Stevenson

### Directions

Study the poem for one week.

Over the week:

- Read or listen to the poem.
- Review the synopsis.
- Study the vocabulary words.
- Read about the poet.
- Complete the enrichment activities.
- Discuss the review questions.



### Synopsis

The poem describes the feelings and sights experienced when swinging through the air.

### Vocabulary

- **Pleasantest (Pleasant):** Giving a sense of happy satisfaction or enjoyment.
- **Countryside:** The land and scenery of a rural (non-city) area.

### Poet

1. Robert Louis Stevenson was born in 1850 in Edinburgh, Scotland.
2. Zoom in and find Stevenson's birth country (UK) on the map of Europe.



3. Although his family was in the business of engineering lighthouses, Stevenson wanted to write from an early age.
4. Stevenson spent much of his life traveling around the world.
5. In addition to poetry, Stevenson wrote famous books such as 'Treasure Island', 'Kidnapped', and 'Strange Case of Dr. Jekyll and Mr. Hyde.'
6. Stevenson died in 1894 at the age of 44 in the Samoan Islands.
7. Zoom in and find the Samoan Islands (Samoa) on the map of Oceania in the South Pacific below.



## SECOND GRADE POETRY LESSON GUIDE



### Enrichment Activities

#### Activity 1: Recite the Title, the Poet's Name, and the Poem

Each day this week, recite aloud the title of the poem, the name of the poet, and the poem.

#### Activity 2: Study the Poem Picture

Study the poem picture, and describe how it relates to the poem.



#### Activity 3: Narrate the Poem

After reading or listening to the poem, narrate the poem events aloud using your own words.

#### Activity 4: Color the Poem

Complete page 26 of 'Poetry Coloring Pages for Second Grade.'

**Review Questions**

1. **What is the title of the poem?** The title of the poem is 'The Swing.'
2. **What is the name of the poet who wrote 'The Swing?'** The name of the poet is Robert Louis Stevenson.
3. **What happens in the poem?** The poem describes the feelings and sights experienced when swinging through the air.
4. **Who are the characters in the poem?** The only character is the narrator.
5. **Does the poem teach us anything?** The poem reminds us to enjoy life's simple pleasures, such as enjoying fresh air and the sights of the countryside.

## Lesson 25 Guide: My Shadow

by Robert Louis Stevenson

### Directions

Study the poem for one week.

Over the week:

- Read or listen to the poem.
- Review the synopsis.
- Study the vocabulary words.
- Read about the poet.
- Complete the enrichment activities.
- Discuss the review questions.



### Synopsis

The poem describes a child's observations of their shadow, which changes throughout the day and night.

### Vocabulary

- **Heel:** The back part of the foot below the ankle.
- **Proper:** Suitable or appropriate.
- **Shoot:** Move suddenly and rapidly in a particular direction.
- **India-rubber:** Natural rubber.
- **Coward:** A person who lacks the courage to do or endure dangerous or unpleasant things.
- **Arrant:** Complete, utter.

### Poet

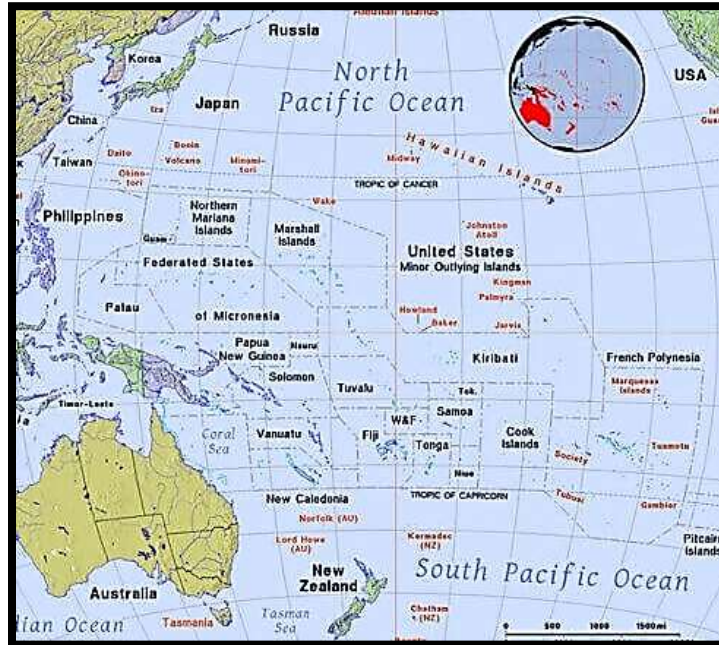
1. Robert Louis Stevenson was born in 1850 in Edinburgh, Scotland.
2. Zoom in and find Stevenson's birth country (UK) on the map of Europe.



3. Although his family was in the business of engineering lighthouses, Stevenson wanted to write from an early age.
4. Stevenson spent much of his life traveling around the world.

## SECOND GRADE POETRY LESSON GUIDE

5. In addition to poetry, Stevenson wrote famous books such as 'Treasure Island', 'Kidnapped', and 'Strange Case of Dr. Jekyll and Mr. Hyde.'
6. Stevenson died in 1894 at the age of 44 in the Samoan Islands.
7. Zoom in and find the Samoan Islands (Samoa) on the map of Oceania in the South Pacific below.



### Enrichment Activities

#### Activity 1: Recite the Title, the Poet's Name, and the Poem

Each day this week, recite aloud the title of the poem, the name of the poet, and the poem.

#### Activity 2: Study the Poem Picture

Study the poem picture, and describe how it relates to the poem.



#### Activity 3: Narrate the Poem

After reading or listening to the poem, narrate the poem events aloud using your own words.

#### Activity 4: Color the Poem

## SECOND GRADE POETRY LESSON GUIDE

Complete page 27 of 'Poetry Coloring Pages for Second Grade.'

### Activity 5: Observe Your Shadow

- Go outside on a sunny day or stand between a bright light source and a wall.
- Move about and watch your shadow.
- Experiment by going outside at different times of day or moving your lamp. How does this change your shadow?

### Review Questions

1. **What is the title of the poem?** The title of the poem is 'My Shadow.'
2. **What is the name of the poet who wrote 'My Shadow?'** The name of the poet is Robert Louis Stevenson.
3. **What happens in the poem?** The poem describes a child's observations of their shadow, which changes throughout the day and night.
4. **Who are the characters in the poem?** The characters are the narrator and their shadow.
5. **Does the poem teach us anything?** The poem communicates how the shape and size of shadows are dependent upon the time of day/night (e.g. the angle and positioning of a light source such as the sun).

## Lesson 26 Guide: Solitude

by Ella Wheeler Wilcox

### Directions

Study the poem for one week.

Over the week:

- Read or listen to the poem.
- Review the synopsis.
- Study the vocabulary words.
- Read about the poet.
- Complete the enrichment activities.
- Discuss the review questions.



### Synopsis

The poem states people gravitate to those who are happy and shun those who are sad.

### Vocabulary

- **Solitude:** The state or situation of being alone.
- **Weep:** Shed tears.
- **Mirth:** Amusement, especially as expressed in laughter.
- **Echoes:** A sound or series of sounds caused by the reflection of sound waves from a surface back to the listener.
- **Rejoice:** Feel or show great joy or delight.
- **Grieve:** Suffer deep sorrow, especially when caused by someone's death.
- **Nectared:** Filled with nectar, a sugary fluid secreted by plants.
- **Feast:** A large meal, typically one in celebration of something.
- **Fast:** Abstain from all or some kinds of food or drink, especially as a religious observance.

### Poet

1. Ella Wheeler Wilcox was born in 1850 in Johnstown, Wisconsin. See her picture below.
2. Zoom in and find Wilcox's birth state of Wisconsin (WI) on the map of the continental United States.
3. Wilcox infused her poems with passion, optimism, and joy. One of her most famous poems, 'Solitude', contains the line, 'Laugh, and the world laughs with you, Weep and you weep alone'.
4. After her marriage in 1884, Wilcox became very interested in the paranormal. She and her husband promised that whomever passed on first would communicate with the other from the spirit world. When her husband died after thirty years of marriage, she was distraught when no message from beyond came from her husband.
5. Wilcox died of cancer in 1918 at the age of 68 in Short Beach, Connecticut.

## SECOND GRADE POETRY LESSON GUIDE



### Enrichment Activities

#### Activity 1: Recite the Title, the Poet's Name, and the Poem

Each day this week, recite aloud the title of the poem, the name of the poet, and the poem.

#### Activity 2: Study the Poem Picture

Study the poem picture, and describe how it relates to the poem.



#### Activity 3: Narrate the Poem

After reading or listening to the poem, narrate the poem events aloud using your own words.

#### Activity 4: Color the Poem

Complete page 28 of 'Poetry Coloring Pages for Second Grade.'

#### Activity 5: Discuss the Poem

- This poem describes people who are fair-weather friends. Fair-weather friends are defined as 'people who stop being a friend in times of difficulty'.
- True friends are those who help you when you are sad or having trouble.
- Name any people in your life who are true friends. This might include your mother, father, siblings, grandparents, cousins, other close family members, or close friends.
- List some ways that you can be a true friend to your loved ones.

**Review Questions**

1. **What is the title of the poem?** The title of the poem is 'Solitude.'
2. **What is the name of the poet who wrote 'Solitude?'** The name of the poet is Ella Wheeler Wilcox.
3. **What happens in the poem?** The poem states people tend to flock to those who are happy and shun those who are sad.
4. **Who are the characters in the poem?** The characters are the narrator and the rest of the world.
5. **Does the poem teach us anything?** The poem states that some people are fair-weather friends that disappear when our lives become difficult.



## Lesson 27 Guide: A Fable

by Ella Wheeler Wilcox

### Directions

Study the poem for one week.

Over the week:

- Read or listen to the poem.
- Review the synopsis.
- Study the vocabulary words.
- Read about the poet.
- Complete the enrichment activities.
- Discuss the review questions.



### Synopsis

A gossiping group of jealous birds meets to discuss reprimanding a majestic eagle that they feel soars too high in the sky. The eagle pays no mind and continues to soar through the sky.

### Vocabulary

- **Caucus:** To hold a meeting.
- **Settle:** Resolve or reach an agreement about.
- **Unruly:** Disorderly and disruptive and not amenable to discipline or control.
- **Lofty:** High.
- **Gilt:** Fancy decoration consisting of a thin coat of gold leaf or gold paint.
- **Supernal:** Relating to the sky or the heavens; celestial.
- **Unavailing:** Achieving little or nothing; ineffective.

### Poet

1. Ella Wheeler Wilcox was born in 1850 in Johnstown, Wisconsin. See her picture below.
2. Zoom in and find Wilcox's birth state of Wisconsin (WI) on the map of the continental United States.
3. Wilcox infused her poems with passion, optimism, and joy. One of her most famous poems, 'Solitude', contains the line, 'Laugh, and the world laughs with you, Weep and you weep alone'.
4. After her marriage in 1884, Wilcox became very interested in the paranormal. She and her husband promised that whomever passed on first would communicate with the other from the spirit world. When her husband died after thirty years of marriage, she was distraught when no message from beyond came from her husband.
5. Wilcox died of cancer in 1918 at the age of 68 in Short Beach, Connecticut.

## SECOND GRADE POETRY LESSON GUIDE



### Enrichment Activities

#### Activity 1: Recite the Title, the Poet's Name, and the Poem

Each day this week, recite aloud the title of the poem, the name of the poet, and the poem.

#### Activity 2: Study the Poem Picture of an Eagle

Study the poem picture, and describe how it relates to the poem.



#### Activity 3: Narrate the Poem

After reading or listening to the poem, narrate the poem events aloud using your own words.

#### Activity 4: Color the Poem

Complete page 29 of 'Poetry Coloring Pages for Second Grade.'

## SECOND GRADE POETRY LESSON GUIDE

### Activity 5: Sketch the Poem

One day this week, sketch or color each of the poem's gossiping birds. Label each bird with its name: Crow, Owl, Hawk, Canary, Marsh-Fowl / Moorhen



### Review Questions

1. **What is the title of the poem?** The title of the poem is 'A Fable.'
2. **What is the name of the poet who wrote 'A Fable?'** The name of the poet is Ella Wheeler Wilcox.
3. **What happens in the poem?** An eagle ignores a gossiping group of birds who are jealous of the eagle's ability to soar high in the sky.
4. **Who are the characters in the poem?** The main characters include the caucus of gossipy birds and the eagle.
5. **Does the poem teach us anything?** The poem suggests that, like the eagle, we should ignore small-minded gossip and jealousy and focus on achieving our goals.

## Lesson 28 Guide: Sunset

by Ella Wheeler Wilcox

### Directions

Study the poem for one week.

Over the week:

- Read or listen to the poem.
- Review the synopsis.
- Study the vocabulary words.
- Read about the poet.
- Complete the enrichment activities.
- Discuss the review questions.



### Synopsis

The poem personifies 'day' (writes as if 'day' is a person). Day lowers a lamp (the sun) over the edge of the world (the horizon) at sunset.

### Vocabulary

- **Edge:** The sharpened side of the blade of a cutting implement or weapon.
- **Chasm:** A deep fissure in the earth, rock, or another surface.
- **Blazing:** Burning fiercely or brightly.
- **Plunged:** Pushed or thrust quickly.
- **Headlong:** In a rush; with reckless haste.
- **Lurid:** Very vivid in color, especially to create an unpleasantly harsh or unnatural effect.
- **Swift:** Happening quickly or promptly.
- **Expiring:** Come to an end or die.
- **Flung:** Thrown or hurled forcefully.

### Poet

1. Ella Wheeler Wilcox was born in 1850 in Johnstown, Wisconsin. See her picture below.
2. Zoom in and find Wilcox's birth state of Wisconsin (WI) on the map of the continental United States.
3. Wilcox infused her poems with passion, optimism, and joy. One of her most famous poems, 'Solitude', contains the line, 'Laugh, and the world laughs with you, Weep and you weep alone'.
4. After her marriage in 1884, Wilcox became very interested in the paranormal. She and her husband promised that whomever passed on first would communicate with the other from the spirit world. When her husband died after thirty years of marriage, she was distraught when no message from beyond came from her husband.
5. Wilcox died of cancer in 1918 at the age of 68 in Short Beach, Connecticut.

## SECOND GRADE POETRY LESSON GUIDE



### Enrichment Activities

#### Activity 1: Recite the Title, the Poet's Name, and the Poem

Each day this week, recite aloud the title of the poem, the name of the poet, and the poem.

#### Activity 2: Study the Poem Picture

Study the poem picture, and describe how it relates to the poem.



#### Activity 3: Narrate the Poem

After reading or listening to the poem, narrate the poem events aloud using your own words.

#### Activity 4: Color the Poem

Complete page 30 of 'Poetry Coloring Pages for Second Grade.'

**Review Questions**

1. **What is the title of the poem?** The title of the poem is 'Sunset.'
2. **What is the name of the poet who wrote 'Sunset?'** The name of the poet is Ella Wheeler Wilcox.
3. **What happens in the poem?** Day lowers a lamp (the sun) over the edge of the world (the horizon) at sunset.
4. **Who are the characters in the poem?** The characters are the narrator and 'day'.
5. **Does the poem teach us anything?** The poem serves as an example of personification, treating the 'day' as if it were a man holding a lamp.

## Lesson 29 Guide: A March Snow

by Ella Wheeler Wilcox

### Directions

Study the poem for one week.

Over the week:

- Read or listen to the poem.
- Review the synopsis.
- Study the vocabulary words.
- Read about the poet.
- Complete the enrichment activities.
- Discuss the review questions.



### Synopsis

The narrator asks that the dirty March snow be covered in a white sheet of new snow. The narrator asks that their own mistakes be similarly covered in a white sheet of repentance.

### Vocabulary

- **Trampled:** Stomped on and crushed.
- **Soiled:** Made dirty.
- **Untrodden:** Not been walked on.
- **Mantle:** A loose sleeveless cloak or shawl, worn especially by women.
- **Repentance:** Sincere regret or remorse.
- **Drapery:** Cloth coverings hanging in loose folds.

### Poet

1. Ella Wheeler Wilcox was born in 1850 in Johnstown, Wisconsin. See her picture below.
2. Zoom in and find Wilcox's birth state of Wisconsin (WI) on the map of the continental United States.
3. Wilcox infused her poems with passion, optimism, and joy. One of her most famous poems, 'Solitude', contains the line, 'Laugh, and the world laughs with you, Weep and you weep alone'.
4. After her marriage in 1884, Wilcox became very interested in the paranormal. She and her husband promised that whomever passed on first would communicate with the other from the spirit world. When her husband died after thirty years of marriage, she was distraught when no message from beyond came from her husband.
5. Wilcox died of cancer in 1918 at the age of 68 in Short Beach, Connecticut.

## SECOND GRADE POETRY LESSON GUIDE



### Enrichment Activities

#### Activity 1: Recite the Title, the Poet's Name, and the Poem

Each day this week, recite aloud the title of the poem, the name of the poet, and the poem.

#### Activity 2: Study the Poem Picture

Study the poem picture, and describe how it relates to the poem.



#### Activity 3: Narrate the Poem

After reading or listening to the poem, narrate the poem events aloud using your own words.

#### Activity 4: Color the Poem

Complete page 31 of 'Poetry Coloring Pages for Second Grade.'

#### Activity 5: Discuss the Poem

The poem compares a white sheet of snow to a white sheet of repentance covering our past mistakes. Think about a mistake you once made.

Everyone makes mistakes, but how you react to your mistakes can define you as a person.

What can we do when we make mistakes?

- We can express sincere regret and apologize when we've inconvenienced or hurt someone.
- We can take action to right the mistake we made.
- We can avoid repeating the mistake again..



**Review Questions**

1. **What is the title of the poem?** The title of the poem is 'A March Snow.'
2. **What is the name of the poet who wrote 'A March Snow?'** The name of the poet is Ella Wheeler Wilcox.
3. **What happens in the poem?** The narrator compares a white sheet of new snow covering dirty snow to a white sheet of repentance covering our past mistakes.
4. **Who are the characters in the poem?** The poem character is the narrator.
5. **Does the poem teach us anything?** The poem reminds us that we can renew ourselves, even in the face of past mistakes.

## Lesson 30 Guide: The Tiger

by Ella Wheeler Wilcox

### Directions

Study the poem for one week.

Over the week:

- Read or listen to the poem.
- Review the synopsis.
- Study the vocabulary words.
- Read about the poet.
- Complete the enrichment activities.
- Discuss the review questions.



### Synopsis

A hunter finds a sleeping tiger, but the tiger awakens before the hunter can shoot. The tiger crouches to spring at the hunter. We don't know the hunter's fate, but we can guess, as the poem warns of the tiger that has tasted human flesh. Note to instructors: The poem/tiger is symbolic of passion (e.g. 'jungle of the senses' in line 1), but we will treat the poem characters, places, and events literally for the little ones.

### Vocabulary

- **Soundly:** Securely or reliably.
- **Rouse:** To awaken.
- **Amorous:** Showing, feeling, or relating to love.
- **Dilate:** Make or become wider, larger, or more open.

### Poet

1. Ella Wheeler Wilcox was born in 1850 in Johnstown, Wisconsin. See her picture below.
2. Zoom in and find Wilcox's birth state of Wisconsin (WI) on the map of the continental United States.
3. Wilcox infused her poems with passion, optimism, and joy. One of her most famous poems, 'Solitude', contains the line, 'Laugh, and the world laughs with you, Weep and you weep alone'.
4. After her marriage in 1884, Wilcox became very interested in the paranormal. She and her husband promised that whomever passed on first would communicate with the other from the spirit world. When her husband died after thirty years of marriage, she was distraught when no message from beyond came from her husband.
5. Wilcox died of cancer in 1918 at the age of 68 in Short Beach, Connecticut.

## SECOND GRADE POETRY LESSON GUIDE



### Enrichment Activities

#### Activity 1: Recite the Title, the Poet's Name, and the Poem

Each day this week, recite aloud the title of the poem, the name of the poet, and the poem.

#### Activity 2: Study the Poem Picture

Study the poem picture, and describe how it relates to the poem.



#### Activity 3: Narrate the Poem

After reading or listening to the poem, narrate the poem events aloud using your own words.

#### Activity 4: Color the Poem

Complete page 32 of 'Poetry Coloring Pages for Second Grade.'

### Review Questions

1. **What is the title of the poem?** The title of the poem is 'The Tiger.'
2. **What is the name of the poet who wrote 'The Tiger?'** The name of the poet is Ella Wheeler Wilcox.
3. **What happens in the poem?** A hunter finds a sleeping tiger, but the tiger awakens before the hunter can shoot. The tiger crouches to spring at the hunter. We don't know the hunter's fate, but the poem warns of the tiger that has tasted human flesh.
4. **Who are the characters in the poem?** The main characters are the tiger and the hunter.
5. **Does the poem teach us anything?** The poem warns that the hunter can become the hunted. The poem also cautions us to beware the man-eating tiger.

## Lesson 31 Guide: The Fisherman

by Abbie Farwell Brown

### Directions

Study the poem for one week.

Over the week:

- Read or listen to the poem.
- Review the synopsis.
- Study the vocabulary words.
- Read about the poet.
- Complete the enrichment activities.
- Discuss the review questions.



### Synopsis

The poem describes a fisherman with curious eyes who lives half upon the shore and half upon the sea.

### Vocabulary

- **Dawn:** The first appearance of light in the sky before sunrise.
- **Abed:** In bed.
- **Wondrous:** Inspiring a feeling of wonder or delight; marvelous.

### Poet

1. Abbie Farwell Brown was born in 1871 in Boston, Massachusetts. See her picture below.
2. Zoom in and find Brown's birth state of Massachusetts (MA) on the map of the continental United States.
3. Brown founded her high school newspaper, 'The Jabberwock', which is one of the oldest newspapers in the United States.
4. Brown also helped write 'On the Trail', the official song of the USA Girl Scouts.
5. Brown died in 1927 at the age of 55 from cancer.



### Enrichment Activities

## SECOND GRADE POETRY LESSON GUIDE

### **Activity 1: Recite the Title, the Poet's Name, and the Poem**

Each day this week, recite aloud the title of the poem, the name of the poet, and the poem.

### **Activity 2: Study the Poem Picture**

Study the poem picture, and describe how it relates to the poem.



### **Activity 3: Narrate the Poem**

After reading or listening to the poem, narrate the poem events aloud using your own words.

### **Activity 4: Color the Poem**

Complete page 33 of 'Poetry Coloring Pages for Second Grade.'

## SECOND GRADE POETRY LESSON GUIDE

### Review Questions

1. **What is the title of the poem?** The title of the poem is 'The Fisherman.'
2. **What is the name of the poet who wrote 'The Fisherman?'** The name of the poet is Abbie Farwell Brown.
3. **What happens in the poem?** The poem describes a fisherman with curious eyes who lives half upon the shore and half upon the sea.
4. **Who are the characters in the poem?** The characters are the narrator and the fisherman.
5. **What does a fisherman do for a living?** A fisherman catches and sells fish and other sea creatures for human consumption.
6. **How is the fisherman different from many other people?** The fisherman starts work while others are still sleeping. He lives half upon the sea, has curious eyes, tells wondrous tales, and disdains city life.

## Lesson 32 Guide: Friends

by Abbie Farwell Brown

### Directions

Study the poem for one week.

Over the week:

- Read or listen to the poem.
- Review the synopsis.
- Study the vocabulary words.
- Read about the poet.
- Complete the enrichment activities.
- Discuss the review questions.



### Synopsis

The narrator describes their Friends, the Sky, the Sunshine, and the Wind.

### Vocabulary

- **Friend:** A person whom one knows and with whom one has a bond of mutual affection.
- **Lace:** A fine open fabric, typically one of cotton or silk, made by looping, twisting, or knitting thread in patterns and used especially for trimming garments.
- **Scarcely:** Only just; almost not.

### Poet

1. Abbie Farwell Brown was born in 1871 in Boston, Massachusetts. See her picture below.
2. Zoom in and find Brown's birth state of Massachusetts (MA) on the map of the continental United States.
3. Brown founded her high school newspaper, 'The Jabberwock', which is one of the oldest newspapers in the United States.
4. Brown also helped write 'On the Trail', the official song of the USA Girl Scouts.
5. Brown died in 1927 at the age of 55 from cancer.





## SECOND GRADE POETRY LESSON GUIDE

### Enrichment Activities

#### Activity 1: Recite the Title, the Poet's Name, and the Poem

Each day this week, recite aloud the title of the poem, the name of the poet, and the poem.

#### Activity 2: Study the Poem Picture

Study the poem picture, and describe how it relates to the poem.



#### Activity 3: Narrate the Poem

After reading or listening to the poem, narrate the poem events aloud using your own words.

#### Activity 4: Color the Poem

Complete page 34 of 'Poetry Coloring Pages for Second Grade.'

**Review Questions**

1. **What is the title of the poem?** The title of the poem is 'Friends.'
2. **What is the name of the poet who wrote 'Friends?'** The name of the poet is Abbie Farwell Brown.
3. **What happens in the poem?** The narrator describes their Friends - the Sky, the Sunshine, and the Wind.
4. **Who are the characters in the poem?** The characters are the narrator, the Sky, the Sunshine, and the Wind.
5. **Do you believe the Sky, the Sunshine, and the Wind can truly be our friends? What about animals? Why or why not?** Answers vary. Our definition of friends includes the criterion of 'mutual affection.' Can the Sky show us affection? Can an animal show us affection?

## Lesson 33 Guide: The Faithless Flowers

by Abbie Farwell Brown

### Directions

Study the poem for one week.

Over the week:

- Read or listen to the poem.
- Review the synopsis.
- Study the vocabulary words.
- Read about the poet.
- Complete the enrichment activities.
- Discuss the review questions.



### Synopsis

The narrator wonders why flowers don't live up to their names. Johnny-Jump-Ups don't jump. Golden-Glows don't glow. Bouncing Bets don't bounce. Tiger-lilies aren't fierce like tigers. Dogwoods aren't like dogs. Bulrushes aren't like bulls. Toadworts aren't like frogs.

### Vocabulary

- **Faithless:** Disloyal or untrustworthy.
- **Pretense:** A claim, especially a false or ambitious one.
- **Fierce:** Having or displaying an intense or ferocious aggressiveness.
- **Bunch:** A number of things, typically of the same kind, growing or fastened together.

### Poet

1. Abbie Farwell Brown was born in 1871 in Boston, Massachusetts. See her picture below.
2. Zoom in and find Brown's birth state of Massachusetts (MA) on the map of the continental United States.
3. Brown founded her high school newspaper, 'The Jabberwock', which is one of the oldest newspapers in the United States.
4. Brown also helped write 'On the Trail', the official song of the USA Girl Scouts.
5. Brown died in 1927 at the age of 55 from cancer.

## SECOND GRADE POETRY LESSON GUIDE



### Enrichment Activities

#### Activity 1: Recite the Title, the Poet's Name, and the Poem

Each day this week, recite aloud the title of the poem, the name of the poet, and the poem.

#### Activity 2: Study the Poem Picture

Study the poem picture, and describe how it relates to the poem.



#### Activity 3: Narrate the Poem

After reading or listening to the poem, narrate the poem events aloud using your own words.

#### Activity 4: Color the Poem

Complete page 35 of 'Poetry Coloring Pages for Second Grade.'

## SECOND GRADE POETRY LESSON GUIDE

### Activity 5: Sketch the Poem

One day this week, examine the images below of the poem's flowers. Sketch or color each flower. Label each flower with its name: Johnny-Jump-Ups, Golden-Glow, Bouncing Bets, Tiger-Lilies, Dogwood, Bulrushes



### Review Questions

1. **What is the title of the poem?** The title of the poem is 'The Faithless Flowers.'
2. **What is the name of the poet who wrote 'The Faithless Flowers?'** The name of the poet is Abbie Farwell Brown.
3. **What happens in the poem?** The narrator wonders why flowers don't live up to their names.
4. **Who are the characters in the poem?** The only character is the narrator.

## Lesson 34 Guide: Baby's Valentine

by Abbie Farwell Brown

### Directions

Study the poem for one week.

Over the week:

- Read or listen to the poem.
- Review the synopsis.
- Study the vocabulary words.
- Read about the poet.
- Complete the enrichment activities.
- Discuss the review questions.



### Synopsis

The narrator describes their love and adoration for a baby. The narrator promises to clothe the baby in beautiful flowers and set the baby on a flower throne. The narrator says bugs will worship the baby. It is unclear whether the ode is to a human baby or perhaps a fairy baby.

### Vocabulary

- **Valentine:** A card or message sent on St. Valentine's Day (February 14) to a person one loves.
- **Hither:** To or toward this place.
- **Toddle:** Move with short unsteady steps while learning to walk.
- **Frock:** A woman's or girl's dress.
- **Twine:** Cause to wind or spiral round something.
- **Pied:** Having two or more different colors.
- **Dandy:** An excellent thing of its kind.
- **Homage:** Special honor or respect shown publicly.

### Poet

1. Abbie Farwell Brown was born in 1871 in Boston, Massachusetts. See her picture below.
2. Zoom in and find Brown's birth state of Massachusetts (MA) on the map of the continental United States.
3. Brown founded her high school newspaper, 'The Jabberwock', which is one of the oldest newspapers in the United States.
4. Brown also helped write 'On the Trail', the official song of the USA Girl Scouts.
5. Brown died in 1927 at the age of 55 from cancer.

## SECOND GRADE POETRY LESSON GUIDE



### Enrichment Activities

#### Activity 1: Recite the Title, the Poet's Name, and the Poem

Each day this week, recite aloud the title of the poem, the name of the poet, and the poem.

#### Activity 2: Study the Poem Picture

Study the poem picture, and describe how it relates to the poem.



#### Activity 3: Narrate the Poem

After reading or listening to the poem, narrate the poem events aloud using your own words.

#### Activity 4: Color the Poem

Complete page 36 of 'Poetry Coloring Pages for Second Grade.'

## SECOND GRADE POETRY LESSON GUIDE

### Activity 5: Sketch the Poem

One day this week, examine the images below of flowers and insects mentioned in the poem. Sketch or color each flower or insect. Label each flower or insect with its name: Tulip, Larkspur, Beetle, Lady's-Slipper, Damask Rose, Katydid



### Review Questions

1. **What is the title of the poem?** The title of the poem is 'Baby's Valentine.'
2. **What is the name of the poet who wrote 'Baby's Valentine?'** The name of the poet is Abbie Farwell Brown.
3. **What happens in the poem?** The narrator describes their love and adoration of a baby.
4. **Who are the characters in the poem?** The characters are the narrator, the baby, and the insects that will pay homage to the baby.



## Lesson 35 Guide: A Tryst

by Abbie Farwell Brown

### Directions

Study the poem for one week.

Over the week:

- Read or listen to the poem.
- Review the synopsis.
- Study the vocabulary words.
- Read about the poet.
- Complete the enrichment activities.
- Discuss the review questions.



### Synopsis

The narrator promises to meet the sun at dawn the following day, watches the sun set, and goes to bed.

### Vocabulary

- **Tryst:** A private, romantic rendezvous.
- **Dew:** Tiny drops of water that form on cool surfaces at night.
- **Dappled:** Marked with spots or rounded patches.
- **Brake:** A thicket or dense bushes.
- **Lark:** A small ground-dwelling songbird.

### Poet

1. Abbie Farwell Brown was born in 1871 in Boston, Massachusetts. See her picture below.
2. Zoom in and find Brown's birth state of Massachusetts (MA) on the map of the continental United States.
3. Brown founded her high school newspaper, 'The Jabberwock', which is one of the oldest newspapers in the United States.
4. Brown also helped write 'On the Trail', the official song of the USA Girl Scouts.
5. Brown died in 1927 at the age of 55 from cancer.

## SECOND GRADE POETRY LESSON GUIDE



### Enrichment Activities

#### Activity 1: Recite the Title, the Poet's Name, and the Poem

Each day this week, recite aloud the title of the poem, the name of the poet, and the poem.

#### Activity 2: Study the Poem Picture

Study the poem picture, and describe how it relates to the poem.



#### Activity 3: Narrate the Poem

After reading or listening to the poem, narrate the poem events aloud using your own words.

#### Activity 4: Color the Poem

Complete page 37 of 'Poetry Coloring Pages for Second Grade.'

**Review Questions**

1. **What is the title of the poem?** The title of the poem is 'A Tryst.'
2. **What is the name of the poet who wrote 'A Tryst?'** The name of the poet is Abbie Farwell Brown.
3. **What happens in the poem?** The narrator promises to meet the sun at dawn the following day, watches the sun set, and goes to bed.
4. **Who are the characters in the poem?** The characters are the narrator and the sun.

## Lesson 36 Guide: There Will Come Soft Rains

by Sara Teasdale

### Directions

Study the poem for one week.

Over the week:

- Read or listen to the poem.
- Review the synopsis.
- Study the vocabulary words.
- Read about the poet.
- Complete the enrichment activities.
- Discuss the review questions.



### Synopsis

The poem ponders the importance of humankind to the rain, the animals, the plants, and the passing seasons.

### Vocabulary

- **Tremulous:** Shaking or quivering slightly.
- **Whims:** A sudden desire or change of mind, especially one that is unusual or unexplained.
- **Perished:** Suffer complete ruin or destruction.
- **Utterly:** Completely and without qualification; absolutely.
- **Scarcely:** Only just; almost not.

### Poet

1. Sara Trevor Teasdale was born in 1884 in St. Louis, Missouri. See her picture below.
2. Zoom in and find Teasdale's birth state of Missouri (MO) on the map of the continental United States.
3. Teasdale had two brothers and a sister, who were much older than she. Her first spoken word was, 'pretty.' Her mother suggested that her love of pretty things is what inspired Teasdale to write poetry.
4. Teasdale eventually married, but the marriage ended in divorce after fifteen years. After her divorce, she devoted herself to her poetry.
5. Teasdale was frail and sickly for most of her life. After suffering from chronic pneumonia, Teasdale died in 1933 at the age of 48 in the Samoan Islands.

## SECOND GRADE POETRY LESSON GUIDE



### Enrichment Activities

#### Activity 1: Recite the Title, the Poet's Name, and the Poem

Each day this week, recite aloud the title of the poem, the name of the poet, and the poem.

#### Activity 2: Study the Poem Picture

Study the poem picture, and describe how it relates to the poem.



#### Activity 3: Narrate the Poem

After reading or listening to the poem, narrate the poem events aloud using your own words.

#### Activity 4: Color the Poem

Complete page 38 of 'Poetry Coloring Pages for Second Grade.'

### Review Questions

1. **What is the title of the poem?** The title of the poem is 'There Will Come Soft Rains.'
2. **What is the name of the poet who wrote 'There Will Come Soft Rains?'** The name of the poet is Sara Teasdale.
3. **What happens in the poem?** The poem ponders the significance of mankind to the rain, the animals, the plants, and the passing seasons.
4. **Who are the characters in the poem?** The characters are the narrator, the rest of mankind, the plants, the animals, the seasons, and the rain.
5. **What scents does the poem describe?** The poem mentions the smell of the ground when the rains come.
6. **What sounds does the poem describe?** The poem describes the sounds of swallows circling, frogs singing at night, and robins whistling.

## Lesson 37 Guide: Barter

by Sara Teasdale

### Directions

Study the poem for one week.

Over the week:

- Read or listen to the poem.
- Review the synopsis.
- Study the vocabulary words.
- Read about the poet.
- Complete the enrichment activities.
- Discuss the review questions.



### Synopsis

The poem advises us to spend all we have on the loveliness and peace life is selling.

### Vocabulary

- **Barter:** An exchange of goods or services for other goods or services without using money.
- **Loveliness:** The quality of being very beautiful or attractive.
- **Strife:** Angry or bitter disagreement over fundamental issues; conflict.
- **Ecstasy:** An overwhelming feeling of great happiness or joyful excitement.

### Poet

1. Sara Trevor Teasdale was born in 1884 in St. Louis, Missouri. See her picture below.
2. Zoom in and find Teasdale's birth state of Missouri (MO) on the map of the continental United States.
3. Teasdale had two brothers and a sister, who were much older than she. Her first spoken word was, 'pretty.' Her mother suggested that her love of pretty things is what inspired Teasdale to write poetry.
4. Teasdale eventually married, but the marriage ended in divorce after fifteen years. After her divorce, she devoted herself to her poetry.
5. Teasdale was frail and sickly for most of her life. After suffering from chronic pneumonia, Teasdale died in 1933 at the age of 48 in the Samoan Islands.



## SECOND GRADE POETRY LESSON GUIDE

### Enrichment Activities

#### Activity 1: Recite the Title, the Poet's Name, and the Poem

Each day this week, recite aloud the title of the poem, the name of the poet, and the poem.

#### Activity 2: Study the Poem Picture

Study the poem picture, and describe how it relates to the poem.



#### Activity 3: Narrate the Poem

After reading or listening to the poem, narrate the poem events aloud using your own words.

#### Activity 4: Color the Poem

Complete page 39 of 'Poetry Coloring Pages for Second Grade.'



**Review Questions**

1. **What is the title of the poem?** The title of the poem is 'Barter.'
2. **What is the name of the poet who wrote 'Barter?'** The name of the poet is Sara Teasdale.
3. **What happens in the poem?** The poem advises us to spend all we have on the loveliness and peace life is selling.
4. **Who are the characters in the poem?** The characters are the narrator, the reader (you), children, and life.
5. **The title of the poem is 'barter.' What must we give to life in exchange for the things life has to sell?** We must give life our time, our attention, and at times all we have been, or could be.
6. **What does life have to sell?** The poem mentions blue waves, soaring fire, children's wonder, music, the scent of pine trees, eyes that love, arms that hold, peace, and ecstasy.

## Lesson 38 Guide: Let It Be Forgotten

by Sara Teasdale

### Directions

Study the poem for one week.

Over the week:

- Read or listen to the poem.
- Review the synopsis.
- Study the vocabulary words.
- Read about the poet.
- Complete the enrichment activities.
- Discuss the review questions.



### Synopsis

The poem asks that something be forgotten like faded flowers, extinguished fires, or the sound of a footstep in a long ago melted snow.

### Vocabulary

- **Forgotten:** Failed to remember.
- **Hushed:** Having a calm and still silence.
- **Footfall:** The sound of a footstep or footsteps.

### Poet

1. Sara Trevor Teasdale was born in 1884 in St. Louis, Missouri. See her picture below.
2. Zoom in and find Teasdale's birth state of Missouri (MO) on the map of the continental United States.
3. Teasdale had two brothers and a sister, who were much older than she. Her first spoken word was, 'pretty.' Her mother suggested that her love of pretty things is what inspired Teasdale to write poetry.
4. Teasdale eventually married, but the marriage ended in divorce after fifteen years. After her divorce, she devoted herself to her poetry.
5. Teasdale was frail and sickly for most of her life. After suffering from chronic pneumonia, Teasdale died in 1933 at the age of 48 in the Samoan Islands.



## SECOND GRADE POETRY LESSON GUIDE

### Enrichment Activities

#### Activity 1: Recite the Title, the Poet's Name, and the Poem

Each day this week, recite aloud the title of the poem, the name of the poet, and the poem.

#### Activity 2: Study the Poem Picture

Study the poem picture, and describe how it relates to the poem.



#### Activity 3: Narrate the Poem

After reading or listening to the poem, narrate the poem events aloud using your own words.

#### Activity 4: Color the Poem

Complete page 40 of 'Poetry Coloring Pages for Second Grade.'

**Review Questions**

1. **What is the title of the poem?** The title of the poem is 'Let It Be Forgotten.'
2. **What is the name of the poet who wrote 'Let It Be Forgotten?'** The name of the poet is Sara Teasdale.
3. **What happens in the poem?** The poem asks that something be forgotten like faded flowers, extinguished fires, or the sound of a footstep in a long ago melted snow.
4. **Who are the characters in the poem?** The character is the narrator.
5. **What was once 'singing gold' in the poem?** A forgotten fire was once 'singing gold.'

## Lesson 39 Guide: May Day

by Sara Teasdale

### Directions

Study the poem for one week.

Over the week:

- Read or listen to the poem.
- Review the synopsis.
- Study the vocabulary words.
- Read about the poet.
- Complete the enrichment activities.
- Discuss the review questions.



### Synopsis

The poem describes the sights, sensations, smells, and sounds of the first day in May. The melancholy narrator wonders if they will ever see another first of May again.

### Vocabulary

- **Maple:** A tree or shrub with lobed leaves, winged fruits, and colorful autumn foliage, grown as an ornamental or for its timber or syrupy sap.
- **Clenched:** Close into a tight ball
- **Communion:** The service of Christian worship at which bread and wine are consecrated and shared.

### Poet

1. Sara Trevor Teasdale was born in 1884 in St. Louis, Missouri. See her picture below.
2. Zoom in and find Teasdale's birth state of Missouri (MO) on the map of the continental United States.
3. Teasdale had two brothers and a sister, who were much older than she. Her first spoken word was, 'pretty.' Her mother suggested that her love of pretty things is what inspired Teasdale to write poetry.
4. Teasdale eventually married, but the marriage ended in divorce after fifteen years. After her divorce, she devoted herself to her poetry.
5. Teasdale was frail and sickly for most of her life. After suffering from chronic pneumonia, Teasdale died in 1933 at the age of 48 in the Samoan Islands.

## SECOND GRADE POETRY LESSON GUIDE



### Enrichment Activities

#### Activity 1: Recite the Title, the Poet's Name, and the Poem

Each day this week, recite aloud the title of the poem, the name of the poet, and the poem.

#### Activity 2: Study the Poem Picture

Study the below painting by Helen Allingham. Describe how it relates to the poem.



#### Activity 3: Narrate the Poem

After reading or listening to the poem, narrate the poem events aloud using your own words.

#### Activity 4: Color the Poem

Complete page 41 of 'Poetry Coloring Pages for Second Grade.'

### Review Questions

1. **What is the title of the poem?** The title of the poem is 'May Day.'
2. **What is the name of the poet who wrote 'May Day?'** The name of the poet is Sara Teasdale.
3. **What happens in the poem?** The poem describes the sights, sensations, smells, and sounds of the first day in May. The melancholy narrator wonders if they will ever see another first of May again.
4. **Who are the characters in the poem?** The only human character is the narrator.
5. **Why might Sara Teasdale have wondered whether she would see another May first?** Sara Teasdale may have wondered whether she would see another May first because she was frail and sickly for most of her life.

## Lesson 40 Guide: Wishes

by Sara Teasdale

### Directions

Study the poem for one week.

Over the week:

- Read or listen to the poem.
- Review the synopsis.
- Study the vocabulary words.
- Read about the poet.
- Complete the enrichment activities.
- Discuss the review questions.



### Synopsis

The child narrator enjoys wishing for a kitty and a blue balloon, even though they know their wishes will probably not come true.

### Vocabulary

- **Wish:** Feel or express a strong hope for something that is not easily attainable; want something that cannot or probably will not happen.
- **Tame:** An animal that is not dangerous or frightened of people; domesticated.
- **Nursie:** Child's term for nurse, a person employed or trained to take charge of young children.

### Poet

1. Sara Trevor Teasdale was born in 1884 in St. Louis, Missouri. See her picture below.
2. Zoom in and find Teasdale's birth state of Missouri (MO) on the map of the continental United States.
3. Teasdale had two brothers and a sister, who were much older than she. Her first spoken word was, 'pretty.' Her mother suggested that her love of pretty things is what inspired Teasdale to write poetry.
4. Teasdale eventually married, but the marriage ended in divorce after fifteen years. After her divorce, she devoted herself to her poetry.
5. Teasdale was frail and sickly for most of her life. After suffering from chronic pneumonia, Teasdale died in 1933 at the age of 48 in the Samoan Islands.



## SECOND GRADE POETRY LESSON GUIDE



### Enrichment Activities

#### Activity 1: Recite the Title, the Poet's Name, and the Poem

Each day this week, recite aloud the title of the poem, the name of the poet, and the poem.

#### Activity 2: Study the Poem Picture

Study the poem picture, and describe how it relates to the poem.



#### Activity 3: Narrate the Poem

After reading or listening to the poem, narrate the poem events aloud using your own words.

#### Activity 4: Color the Poem

Complete page 42 of 'Poetry Coloring Pages for Second Grade.'

#### Activity 5: Discuss and Draw Your Wishes

- In the poem, the child narrator enjoys wishing for things they will probably never get.
- List some things that you wish for.
- Do you think you will get the things you wish for?
- Draw or color the thing you wish for most of all.

**Review Questions**

1. **What is the title of the poem?** The title of the poem is 'Wishes.'
2. **What is the name of the poet who wrote 'Wishes?'** The name of the poet is Sara Teasdale.
3. **What happens in the poem?** The child narrator has fun wishing for a kitty and a blue balloon, even though they know their wishes will probably not come true.
4. **Who are the characters in the poem?** The human characters are the child narrator and her nursie.
5. **Do you think it is worthwhile to wish for things that will probably never come true?** Answers vary.